भारत सरकार Government of India
विद्युत मंत्रालय Ministry of Power
उत्तरपूर्वी क्षेत्रीय विद्युत समिति
North Eastern Regional Power Committee
एन ई आर पी सी कॉम्प्लेक्स,डोंग पारमाओ, लापालाङ, शिलॉन्ग-७९३००६, मेघालय

Ph. No: 0364 - 2534077
Fax No: 0364 -2534040
Website: www.nerpc.gov.in

No. NERPC/TCC & NERPC/2025-26/2935-65 Date: 4th Nov, 2025

सेवा में / To,

As per NERPC members List.

विषय: 30 वीं टीसीसी और 30 वीं एनईआर पावर समिति की बैठकों के लिए सूचना / Agenda for the 30th TCC & 30th NER Power Committee Meetings – Reg.

महोदय/महोदया,

Please find attached here with the agenda for 30th TCC and 30th NERPC Meetings. The meetings are scheduled to be held as per details given below:

Date	Meeting	Venue	Time
13th November, 2025 (Thursday)	30th TCC	Hotel Taj Dal View, Kralsangri, Brein, Srinagar, Jammu & Kashmir	10:30 Hrs
14th November, 2025 (Friday)	30th NERPC	Hotel Taj Dal View, Kralsangri, Brein, Srinagar, Jammu & Kashmir	10:30 Hrs

The meetings will be hosted by **NHPC**. The nodal officers for the meetings are as given below:

Name & Designation	Contact No.	Email
Sh. Dharmendra Kumar, DGM (Electrical)	9560891615	dharmendrakumar@nhpc.nic.in
Sh. Vijaya Kumar, DGM (Electrical)	9818696821	vijayk@nhpc.nic.in

Kindly make it convenience to attend the meeting for fruitful deliberation.

भवदीय/Yours faithfully,

(के.बी.जगताप/K. B. Jagtap)
सदस्य सचिव /Member Secretary

NERPC Members List:

1. Hon'ble Dy. Chief Minister & In-charge of Power, Govt. of Arunachal Pradesh, Itanagar - 791 111
2. Hon'ble Power Minister, Govt. of Assam, Dispur-781006
3. Hon'ble Minister of Power, Govt. of Manipur, Imphal – 795 001
4. Hon'ble Minister of Power, Govt. of Mizoram, Aizawl - 796 001
5. Hon'ble Minister of Power, Govt. of Nagaland, Kohima - 797001
6. Hon'ble Minister of Power, Govt. of Tripura, Agartala-799001
7. Member (GO&D), CEA, Sewa Bhavan, R. K. Puram, New Delhi - 110 066
8. Commissioner & Secretary (Power), Govt. of Arunachal Pradesh, Itanagar – 791 111
9. Principal Secretary (Power), Govt. of Assam, Dispur, Guwahati - 781 006
10. Commissioner & Secretary (Power), Govt. of Manipur, Imphal - 795001
11. Commissioner & Secretary (Power), Govt. of Meghalaya, Shillong - 793001
12. Commissioner & Secretary (Power), Govt. of Mizoram, Aizawl - 796001
13. Principal Secretary (Power), Govt. of Nagaland, Kohima - 797001
14. Principal Secretary (Power), Govt. of Tripura, Agartala – 799001
15. Chairman, APDCL/AEGCL/APGCL, Bijuli Bhavan, Paltan Bazar, Guwahati - 781 001
16. CMD, MeECL (MePDCL/MePGCL/MePTCL), Lumjingshai, S. R. Road, Shillong - 793 001
17. Chairman, TSECL, Agartala - 799001
18. Managing Director, AEGCL, Bijuli Bhavan, Paltan Bazar, Guwahati - 781 001
19. Managing Director, APDCL, Bijuli Bhavan, Paltan Bazar, Guwahati - 781 001
20. Managing Director, APGCL, Bijuli Bhawan, Paltan Bazar, Guwahati – 781 001
21. Managing Director, TSECL, Agartala - 799001
22. Managing Director, TPGL, Agartala - 799001
23. Chairman & Managing Director, NEEPCO Ltd., Lower New Colony, Shillong - 793 003
24. Director (Technical), NHPC Ltd., NHPC Complex, Sector-33, Faridabad, Haryana - 121 003
25. Director (Finance), NTPC Ltd. NTPC Bhawan, Scope Complex, Institutional Area, Lodhi Road
26. Managing Director, OTPC, 6th Floor, A-Wing, IFCI Tower -61, Nehru Place, New Delhi – 110019
27. Managing Director, NETC, 3rd Floor, DMRC Building, Dwarka Sector-21, New Delhi-77
28. Director (Operation), POWERGRID, Saudamini, Plot No. 2, Sector-29, Haryana – 122 001
29. CEO, NVVNL, Core 5, 3rd Floor, Scope Complex, 7 Institutional Area, Lodhi Road, Delhi – 03
30. Chairman & Managing Director, PTC, NBCC Tower, 15 Bhikaji Cama, Place, New Delhi – 110066
31. COO, CTUIL, Plot No.2, sector-29, Gurgaon, Haryana – 122001
32. ED, NLDC, B/9, Qutub Institutional Area, Katwaria Sarai, New Delhi – 16
33. ED, NERLDC, Dongtieh-Lower Nongrah, Lapalang, Shillong- 793006
34. CEO, MUML, DLF Cyber Park,Udyog Vihar Phase 3 Rd,Sector 20, Gurugram, Haryana-122008

Copy to:

PS to Chairman, NERPC and Hon'ble Minister of Power, Govt. of Meghalaya, Shillong – 793001

किशोर जगतापु
04/XI

सदस्य सचिव /Member Secretary

TCC Members -Copy for kind information

1. Director (Transmission), MePTCL & Chairman TCC, Lumjingshai, S.R. Road, Shillong – 793 001
2. Director (Distribution), MePDCL, Lumjingshai, S.R. Road, Shillong – 793 001
3. Director (Generation), MePGCL, Lumjingshai, S.R. Road, Shillong – 793 001
4. Managing Director, MSPCL, Electricity Complex, Keishampat, Imphal – 795 001
5. Managing Director, MSPDCL, Secure Office Bldg. Complex, Near 2nd MR Gate, Imphal – 795 001
6. Director (Tech.), TSECL, Bidyut Bhaban, Banamalipur, Agartala -799 001.
7. Director (Generation), TPGL, Bidyut Bhaban, Banamalipur, Agartala -799 001.
8. Director (Tech.), NETC, 3rd Floor, DMRC Building, Dwarka Sector-21, New Delhi-77
9. GM (Transmission), TPTL, Bidyut Bhaban, Banamalipur, Agartala -799 001.
10. Executive Director (O&M), NEEPCO Ltd., Lower New Colony, Shillong-793003.
11. Regional ED (East –II), NTPC, 3rd Floor, OLIC Bldg., Pl No- N.17/2, Nayapalli, Bhubaneswar-12
12. Executive Director, NERTS, PGCIL, Lapalang, Shillong - 793006
13. GGM/HoD (O&M), NHPC Ltd., Sector-33, Faridabad, Haryana-12103.
14. Executive Director (Marketing), PTC, NBCC Tower, 15 Bhikaji Cama, Place, New Delhi – 110066
15. Chief Engineer (GM), CEA, 6th Floor, Sewa Bhawan, R.K.Puram New Delhi-110066.
16. Engineer-in-Chief, P&E Dept., Govt. of Mizoram, Aizawl – 796 001
17. Engineer-in-Chief, Dept. of Power, Govt. of Nagaland, Kohima – 797 001.
18. Chief Engineer (TPMZ), Department of Power, Govt. of Arunachal Pradesh, Itanagar- 1
19. Chief Engineer (WEZ), Department of Power, Govt. of Arunachal Pradesh, Itanagar- 1
20. Chief Engineer (EEZ), Department of Power, Govt. of Arunachal Pradesh, Itanagar- 1
21. Chief Engineer (Commercial) -cum- CEI, Deptt. of Power, Govt. of Arunachal Pradesh, Itanagar- 11
22. VP (Plant), OTPC, Palatana, P.O Udaipur, Gomati Dist., Tripura – 799105
23. GM (BD), NVVNL, Core 5, 3rd Floor, Scope Complex, 7 Institutional Area, Lodhi Road, New Delhi-3
24. CGM, AEGCL, Bijuli Bhawan, Paltan Bazar, Guwahati – 781 001
25. CGM, APGCL, Bijuli Bhawan, Paltan Bazar, Guwahati – 781 001
26. CGM, APDCL, Bijuli Bhawan, Paltan Bazar, Guwahati – 781 001
27. CGM (LDC), SLDC Complex AEGCL, Kahelipara, Guwahati-781019.
28. Head of SLDC, Dept. of Power, Govt. of Arunachal Pradesh, Itanagar-791111
29. Head of SLDC, Dept. of Power, Govt. of Manipur, Keishampat, Imphal-795001
30. Head of SLDC, MeECL, Lumjingshai, S.R. Road, Shillong-793001
31. Head of SLDC, P&E Dept., Govt. of Mizoram, Aizawl-796001
32. Head of SLDC, Dept. of Power, Govt. of Nagaland, Dimapur
33. Head of SLDC, TSECL, Agartala – 799001
34. ED, NLDC, Grid-India, B-9 (1st Floor), Qutab Institutional Area, Katwaria Sarai, New Delhi-16
35. Dy. COO, CTUIL, Plot No.2, Sector-29, Gurgaon, Haryana-122001
36. Executive Director, NERLDC, Grid-India (POSOCO), Lapalang, Shillong – 793006
37. Head & VP- Regulatory & Contracts, ENICL, Windsor Building, Kalina, Santacruz (East), Mumbai-400098
38. Head (O&M), MUML, DLF Cyber Park,Udyog Vihar Phase 3 Rd,Sector 20, Gurugram, Haryana-122008

Special Invitee(s):

1. Member (Power System), CEA, Sewa Bhavan, R. K. Puram, New Delhi – 110066
2. Member Secretary, ERPC, 14 – Golf Club Road, Tollygunge, Calcutta – 700 033
3. Member Secretary, NRPC, NRPC Complex, 18-A, S.J.S. Marg, Katwaria Sarai, New Delhi – 16
4. Member Secretary, WRPC, MIDC Area, Marol, Andheri (E), Mumbai – 400 093
5. Member Secretary, SRPC, 29 – R.C. Cross Road, Bangalore – 560 009
6. Chief Engineer (NPC), CEA, Sewa Bhavan, R. K. Puram, New Delhi – 110066

Non-member participants:

1. Head, Transmission, KMTL, 7th Floor, Fulcrum, Sahar Road, Andheri (E), Mumbai-400099
2. COO, IndiGrid, Unit No. 101, Windsor, Off CST Road, Vidyanagari Marg, Kalina, Santacruz East, Mumbai 400 098

किशोर जगताप
04/XI

सदस्य सचिव /Member Secretary



भारत सरकार

Government of India

विद्युत मंत्रालय

Ministry of Power

उत्तरपूर्वी क्षेत्रीय विद्युत समिति

North Eastern Regional Power Committee

AGENDA

FOR

30TH TCC MEETING

(UNDER THE AEGIS OF NHPC)

Venue	:	**Hotel Taj Dal View, Srinagar**
Date (TCC)	:	**November 13th and 14th, 2025**

Contents

1. MEETING SCHEDULE, CONFIRMATION OF MINUTES & ATR 5

1.1. Meeting Schedule 5

1.2. Confirmation of the minutes of 29th NERPC Meeting 5

1.3. Action Taken Report on decisions taken in 29th TCC/NERPC Meetings 6

1.4. Arrangement of Agenda of 29th TCC Meeting 6

2. PART-A: ITEMS FOR DISCUSSION 7

2.1. INCLUSION OF SIKKIM IN NER REGION" & "AS CONSTITUENT MEMBER OF NORTH EASTERN REGIONAL POWER COMMITTEE - NERPC secretariat 7

2.2. Workforce Adequacy at Load Despatch Centres and review of Workforce guidelines of Ministry of Power for manpower position in SLDCs - NERPC secretariat 12

2.3. Progress of SCADA-EMS upgradation/replacement systems at Regional/State level in North-Eastern Region - NERLDC 14

2.4. Establishment of Security Operation centre (SOC) at SLDCs for ensuring cyber security readiness of the states – NERPC secretariat 16

2.5. Status of Construction of Backup SLDC in NER states - NERLDC 17

2.6. Directions and Suggestions Issued by Hon'ble CERC Vide Order Dated 05.10.2025 in Suo Motu Petition No. 9/SM/2024 19

2.7. Communication Audit for the systems installed at ISTS/SLDC stations of NE Region-NERPC 22

2.8. Latest expected tariff details of Subansiri Lower Hydro Electric Project – Tripura 24

2.9. Proposal to connect the Banderdewa Sub-Station (2x31.5 MVA, 132/33 kV) to the 132 kV S/C Gohpur–Nirjuli Transmission Line (GITL) through 132 kV LILO transmission line - Ar. Pradesh 25

2.10. Improvement of Switchyard Earthing System at the following Power Stations of MePGCL -MePGCL 26

2.11. Implementation of Digital Tele-Protection Coupler (DTPC) in all 132kV Feeders of MSPCL -MSPCL 27

2.12. Vulnerable tower locations in various transmission lines due to earth cutting/ road development by NHIDCL - Powergrid 29

2.13. Violation of ground clearance on various tower locations due to road development project by NHIDCL-- Powergrid 31

2.14. Disaster Preparedness of Transmission Infrastructure: Procurement of 20sets (300 Towers) of Emergency Restoration System under Make in India 32

2.15. URTDSM Phase-II Project (ISTS Portion) – Implementation through RTM route 33

2.16. Non-compliance of instructions of NERPC forum by SLDC Tripura regarding First Time Charging (FTC) of elements under NERPSIP- NERLDC . 38

2.17. Persistent Over-Drawl by Tripura during Low-Frequency Conditions on 08th & 09th September 2025 -NERLDC 40

2.18. Expediting construction of residential buildings at various EHV sub-stations developed under NERPSIP Tranche-I. – DoP Nagaland 41

2.19. Creation of "Training head" under NERPC Establishment Fund for training purpose for the constituents 43

2.20. Accessing WBES outside of SLDCs -Tripura 43

3. PART-B: ITEMS FOR APPROVAL..... 44

3.1. DPR for Implementation of Digital Substation Control Protection & Substation Automation at LTPS, NRPP & KLHEP System of APGCL..... 44

3.2. Installation of OPGW on the existing ISTS lines in NER region -CTUIL 44

3.3. Installation of DTPC for Protection Scheme and Replacement of Control & Relay Panels for R&M of EHV Sub-Stations in Nagaland. 48

3.4. Bus Strengthening of 132kV and 33kV system at 132/33/11kV Kohima Sub-station..... 51

3.5. Roster for next TCC/NERPC Meeting -NERPC 56

4. PART C: COMMERCIAL ISSUES 57

4.1. Long Pending Dues Payable by Manipur State Power Company Ltd. -Powergrid 57

4.2. Inclusion of HPX in various NERPC forum as non-member Participants 58

4.3. Requirement of Additional Software module for Implementation of CERC Regulations and Smooth Processing of Commercial Accounts 59

4.4. Quarterly expenditure of Board Fund and Establishment Fund:..... 59

4.5. NERPC Board Fund Contribution status for FY 2024-25 reg. 61

4.6. The status of payment of Establishment Fund for FY 2024-25: 61

4.7. NERPC Board Fund Contribution status for FY 2025-26 reg. 62

4.8. The status of payment of Establishment Fund for FY 2025-26: 62

4.9. The status of audit of Establishment Fund and Board Fund for FY 2023-24 and 2024-25 63

4.10. Approval for procuring service for deployment of 13 no. of outsource staff and 09 nos. Security Staff for NERPC Secretariat 66

5. PART D: ITEMS FOR INFORMATION/UPDATE 68

5.1 Strengthening of 220 kV BTPS–Agia DC Line by AEGCL 68

5.2 Early commissioning of second Ckt of 132kV Loktak – Ningthoukhong and restoration of 132 kV Jiribam-Rengpang line 69

5.3 Early commissioning of 2nd circuit of 220 kV Mariani (PG)–Mariani (AS) Line 72

5.4 Early commissioning of 400/220 kV Rangia substation and the associated transmission infrastructure..... 74

5.5 Commissioning of 400 kV Transfer Bus at Kameng HEP -NERLDC..... 76

6. PART E: ITEMS IRECOMMENDED FOR REFERRAL TO SUB-COMMITTEE 78

6.1 Restringing of Kiphire-Meluri-Kohima 132 kV S/c line with conductor of existing ampacity along with upgradation of requisite bay equipment. 78

6.2 Restringing of Kiphire-Tuensang-Mokokchung 132 kV S/c line with ACSR Panther conductor along with upgradation of requisite bay equipment. 80

6.3 Restringing of Kohima-Wokha-Doyang HEP 132 kV S/c line with conductor of existing ampacity along with upgradation of requisite bay equipment. 83

AGENDA FOR 30TH TCC MEETING TO BE HELD ON 13th NOVEMBER 2025 AT 10:30 HRS

1. MEETING SCHEDULE, CONFIRMATION OF MINUTES & ATR

1.1. Meeting Schedule

SN	Meeting	Date	Time	Venue
1	TCC	13.11.2025	10:30 Hrs	Hotel Taj Dal View, Srinagar
2	NERPC	14.11.2025	10:30 Hrs	Hotel Taj Dal View, Srinagar

1.2. Confirmation of the minutes of 29th NERPC Meeting

The minutes of the 29th TCC & 29th North Eastern Regional Power Committee (NER Power Committee) meetings held on 17th and 18th July 2025 respectively in Guwahati were circulated vide letter no. NERPC/TCC & NERPC/2025-26/1512-1591 dated 31st July 2025.

Subsequently, based on comments from CTU, a corrigendum was issued for the agenda item no. 3.6 of 29th TCC and NERPC meetings vide letter no. NERPC/TCC & NERPC/2025-26/1944-1978 dtd. 29-08-2025 and circulated to all constituents.

No comments were received from constituents.

TCC and NER Power Committee may confirm the minutes of above meetings along with the corrigendum.

1.3. Action Taken Report on decisions taken in 29th TCC/NERPC Meetings

Action taken report on decisions taken in 29th TCC & NERPC Meeting is enclosed (**Annexure-1.3**) for kind information.

1.4. Arrangement of Agenda of 29th TCC Meeting

SN	DESCRIPTION	CATEGORY
1	ITEMS FOR DISCUSSION	A
2	ITEMS FOR APPROVAL	B
3	COMMERCIAL ISSUES	C
4	ITEMS FOR INFORMATION/UPDATE	D
5	ITEMS RECOMMENDED FOR REFERRAL TO SUB-COMMITTEE	E

2. PART-A: ITEMS FOR DISCUSSION

2.1. INCLUSION OF SIKKIM IN NER REGION" & "AS CONSTITUENT MEMBER OF NORTH EASTERN REGIONAL POWER COMMITTEE - NERPC secretariat

Background

Sikkim is a member of North Eastern Council (NEC)/DoNER and all the development activities funded in Sikkim are being shared with NER States. NER members felt that if development activities are being shared by NER States, NER has the right to share the power projects being developed in Sikkim.

Geographically, culturally, etc., Sikkim is very much the part of NER. The challenges faced by Sikkim is similar to that of NER states like RoW, vegetation issues, landslides etc. and devising solution for these challenges will be easier if Sikkim is part of NERPC.

Electrically NER is already connected to ER (via 400kV Bongaion- Siliguri Tx line, 220kV Salakati-Alipurduar Tx line) and NR (via through Agra-Alipurduar-BNC HVDC 800kV). It is not so difficult that Sikkim cannot be connected with NER with some additional steps at Siliguri or Alipurduar.

Power allocation from Sikkim projects is in the purview of Ministry of Power. Power can be reallocated by MoP to NER States.

During the 4th NERPC Meetings held on 20th & 21st August, 2007 following Resolution was adopted "To approach Ministry of Power, Govt. of India for allocation of share from Power Projects of Sikkim to NE States because Sikkim is a constituent state of NEC and all the development fund allocated to NEC is being shared by Sikkim also with all other NE States. Resource of Sikkim now becomes part of NER Resource".

During the 9th NERPC meetings held on 12th August, 2010 Chairman, NERPC & Hon'ble Power Minister, Govt. of Meghalaya in his inaugural speech once

again stressed that Sikkim being a constituent member of North Eastern Council (NEC) and funds are earmarked for power development in Sikkim and therefore NER States should also have a share from these projects being set up in Sikkim. Chairman, NERPC vide letter dated 28.10.2011 has written letters to Union Minister of Power, Govt. of India, Hon'ble Chief Minister & Power Minister, Govt. of Sikkim requesting them to re-consider the issue of inclusion Sikkim as member of NERPC.

During the 13th TCC/NERPC meetings held during 9th & 10th July, 2012 at Faridabad, Members strongly opined that Sikkim should be included as member of NERPC. A Resolution was also adopted and sent to Hon'ble Union Power Minister, Govt. of India.

Ministry of Power, vide their Resolution dated 25.05.2005 and subsequent amendments has established Sikkim as a constituent member of Eastern Regional Power Committee (ERPC). All the developmental activities in Sikkim State are taking place with financial assistance through North-Eastern Council (NEC)/ Ministry of Development of North Eastern Region (DoNER), including States of NE Region. The benefit of all developmental activities is being utilized by the States in Eastern Region. We, therefore, humbly submit to kindly consider inclusion of State of Sikkim as constituent member of North Eastern Regional Power Committee and to make necessary amendment of the relevant provisions in the resolution dated 25.05.2005 published in the Gazette of India.

Meanwhile, Ministry of Power, Govt. of India vide letter dated 31.10.2018 has desired to get a comments/feedbacks on "whether Sikkim can be included in North Eastern Region in place of Eastern Region, where it is currently included". NERPC had sent comments for inclusion of Sikkim in NERPC vide letter no. NERPC/OP/Committee/2019/1890 dated January 22, 2019 (copy enclosed).

In 9th RPC (12th August, 2010), members strongly opined that Sikkim should become a member of NERPC due to
the factual points:

1. Sikkim is a member of North Eastern Council (NEC)/DoNER and all the development activities funded in Sikkim are being shared with NER States. NER members felt that if development activities are being shared by NER States, NER has the right to share the power projects being developed in Sikkim.
2. Electrically can be easily made from NER to Sikkim with some additional steps.
3. If NER is being connected to ER, it is not so difficult that Sikkim cannot be connected with NER. Any disturbance can be emanated from anywhere not particularly Sikkim.
4. Geographically, culturally, etc., Sikkim is very much the part of NER.
5. Power allocation from Sikkim projects is in the purview of Ministry of Power. Power can be allotted by MoP

Although all the development activities in Sikkim State are taking place with financial assistance through North-Eastern Council (NEC)/DoNER, the benefits from development in the State are being availed by Eastern Regional States only. Many hydro projects are existing or are under execution in the Sikkim State. However, the State of Sikkim is presently a constituent member of Eastern Regional Power Committee. We, therefore, once again request Ministry of Power for kindly considering inclusion of Sikkim State as constituent member of North-Eastern Regional Power Committee and for amendment of the relevant provisions in the resolution dated 29.11.2005 and Ministry of Power Resolution F. No:23/21/2021-R&R dated 03.12.2021 published in the Gazette of India, so that the States of North Eastern Region are able to fully derive benefits from major hydro projects developed in the State of Sikkim.

Hence NERPC forum strongly urged to consider for inclusion of the state of Sikkim as constituent member of NERPC so that share of Power from generation projects in the state of Sikkim is allocated to NE States because Sikkim is a constituent state of NEC and all the development fund allocated to NEC is being shared by Sikkim along with other NE States.

With this background, a resolution to be sent to Hon'ble Union Power Minister, MoP to intervene into the matter so that Sikkim being in NE Region can be granted full membership of NERPC by amending the relevant clause of NERPC.

The matter was deliberated in the 29th TCC NERPC meetings in which it was agreed in-principle for inclusion of Sikkim in NERPC. Also, it was decided in the meetings to form a sub-committee to study the operational, technical and commercial issues arising on inclusion of Sikkim as NERPC member and submit its report to NERPC Secretariat within two Months.

Subsequently the sub-committee was constituted vide letter NERPC/MS/2025-26/2137-2143 dtd 10.09.2025 and meetings were held as per requirement. During the deliberations, the sub-committee noted that inclusion of Sikkim in NER will have following advantages and disadvantages to NER-

Advantages

1. NER states will get access to cheap hydro power coming up in Sikkim and vice a; versa
2. Geographically, culturally, etc., Sikkim is very much the part of NER. The challenges faced by Sikkim is similar to that of NER states like RoW, vegetation issues, landslides etc. and devising solution for these challenges will be easier if Sikkim is part of NERPC.

Disadvantages

1. Making a direct electrical (transmission line and associated infra)connection between Sikkim and NER will incur around 1200 to 1500 crore (as per CTU) which will pose a very heavy burden on DICs.

2. Calculation of ATC will be separately done for Sikkim, which may lead to sub-optimal scheduling of Power.
3. The inclusion of an electrically isolated Sikkim, can distort the Area Control Error (ACE) calculation for the NER control area, which may weaken the AGC response and lead to suboptimal system performance.
4. Sikkim SLDCs as well as ISGS and ISTS elements in Sikkim have to be integrated with the NERLDC which will involve making communication path available, upgradation of SCADA at NERLDC, configuration changes at SLDC, ISGS and ISTS etc. All these works involve modifications in existing IT infrastructure and will incur significant financial burden and may face compatibility issues.
5. All the FTC related, protection coordination and approval related and shutdown related matters may face significant delays as additional coordination with ERLDC, ERPC and other states of ER will be involved. It will be significant challenge to minimize those delays.
6. Regional component in ISTS charges will increase for the NER states as well as Sikkim after inclusion of Sikkim in NERPC.
7. Sikkim will have to be considered as a separate bid area for all collective transactions
8. Scheduling of ISGS located in Sikkim, for which there are no beneficiary in NER, will be a challenging task for NERLDC as they will have to be dependent on ERLDC for coordination. Also, several software systems — such as the Web-Based Energy Scheduling (WBES) Software, SCADA dashboards at RLDCs and NLDC, NOAR software, REC registry and Power Exchange Bid Area configurations etc. — would require modification in the event of Sikkim's inclusion into the North Eastern Region (NER) Grid.
9. Currently Meters available throughout Sikkim are under AMR which are directly reporting to the AMR Application and Database Server present at ERLDC. Currently NERLDC has no AMR system available and hence SEM data of ISGS/IPPs and Substations present within Sikkim control area

would have to be gathered from ERLDC which would complicate coordination.

10. Further assets of Powergrid in Sikkim are administered by ER-II, so if these assets are to be included in NER administrative and technical changes have to be made in Powergrid which will be a significant challenge for Powergrid.

After detailed deliberations in the meeting the sub-committee has finalized the report which is hereby placed for deliberation of the TCC.

TCC may deliberate.

2.2. Workforce Adequacy at Load Despatch Centres and review of Workforce guidelines of Ministry of Power for manpower position in SLDCs - NERPC secretariat

The Minister of Power has issued Workforce Adequacy Guidelines for Load Dispatch Centers (LDCs) in October 2024 to ensure their smooth operation and enhance capacity building at State Load Dispatch Centers (SLDCs). In line with these efforts, the Ministry has introduced guidelines titled as "Workforce Adequacy for Load Dispatch Centers and Deputation of Workforce from SLDCs to GRID-INDIA for fixed Terms."

Workforce Staffing Norms, as per Workforce Adequacy Guidelines for Load Dispatch Centers (LDCs) issued by MoP are as follows:

LDCs - Workforce Staffing Norms			
SN	**Function**	**Medium SLDC**	**Emerging SLDC**
System Operation			
1	System Operation - Operational Planning	16	9
2	Real Time Grid Operation (For SO only)	26	**18**
3	Post-Despatch	10	4
Sub -Total (SO)		**52**	**31**
Market Operation			
4	Open Access Administration	1	1
5	Market Coordination	3	1

6	Inter-face Energy Metering, Accounting and Settlement	4	1
7	Regulatory Affairs, Market Operation Planning and Coordination	1	1
Subtotal – MO		**9**	**4**
Logistics			
8	logistics _Operation technology	8	3
9	IT logistics	6	3
10	Communication logistics	2	2
Subtotal – Logistics		**16**	**8**
REMC			
11	REMC Logistics	2	1
Cyber Security			
12	Cyber Security	**13**	**10**
Support Functions			
13	Contract Services	2	2
14	Finance and Accounts	5	3
15	HR & Admin	4	3
Subtotal -Support Functions		**11**	**8**
Grand-Total		**103**	**62**

Existing manpower* of NER SLDCs against Workforce Adequacy guidelines for Load Despatch Centres are as follows:

Sl. No	SLDC	System Operation	Market Operation	Logistics	REMC	Cyber Security	Support Functions(Contract Services, HR & Admin, F&A)	Total
1	Arunachal Pradesh	There is no specific segregation of manpower in respective Department. Total 7 executives are there which includes 3 Top management post. The remaining 4 executives are handling any of the above mentioned areas on rotational basis.**						7/62
2	Assam	17/52	7/9	6/16	0/2	1/13	2/11	33/103
3	Manipur	14/31	5/4	2/8	0/1	0/10	0/8	21/62
4	Meghalaya	14/31	2/4	0/8	0/1	0/10	0/8	16/62
5	Mizoram	3/31	2/4	1/8	0/1	1/10	2/8	9/62
6	Nagaland	6/31	2/4	2/8	0/1	0/10	0/8	10/62
7	Tripura	15/31	0/4	2/8	0/1	0/10	0/8	17/62

**As on 01/01/2024*

The issue was deliberated in 29th TCC & NERPC meetings, wherein MS NERPC informed that NERPC has sent a resolution to MoP for delinking of the manpower issue with the PSDF funding and phased wise manner of recruiting

manpower as mandated by the guideline. NERLDC highlighted that the sanctioned strength SLDCs are not even filled in the states. Meghalaya raised the issues that the manpower requirement as mentioned in the guideline is too high for the state considering the generating and transmission infrastructure present in the state and requested for a review of the same, if possible. Other NER states echoed the concern of Meghalaya. However, NERLDC stated that considering the amount of work involved under CERC regulations like RE integration, reserve estimation, load forecasting cyber security etc, the manpower mandated as per the guidelines is essential.

Considering the discussion of 29th TCC/RPC, the forum may deliberate upon the concern of NER states and whether there is a need to review the guideline of MoP on the workforce adequacy as far as NER region is concerned.

TCC may deliberate.

2.3. Progress of SCADA-EMS upgradation/replacement systems at Regional/State level in North-Eastern Region - NERLDC

The extended AMC period for existing (ULDC-Phase II) of the SCADAEMS Project for SLDC-Assam State ends on 11th November 2024, and for SLDC-Meghalaya on 31st March 2025. Moreover, NER states are already facing financial difficulties in paying the AMC charges for the ongoing SCADA projects, which is hindering the proper service delivery by the vendor, M/s GE T&D India Limited. M/s GE T&D, India is quoting AMC amounts that are three (3) times higher than previous rates for further extension, exacerbating the financial strain. Additionally, the existing SCADA-EMS systems are facing cybersecurity risks due to outdated critical devices(firewall) and the aging servers are unable to support new operating systems due to hardware limitations.

Hence, in view of the same the **SCADA-EMS upgradation/replacement is being taken up by NER SLDCs in consultation with Grid-India. NER SLDCs has approached PSDF for 100% funding.** Monitoring Committee,

PSDF in its 21st meeting held under Chairmanship of Secretary (Power) on 17th August 2023, agreed for funding of the SCADA/EMS projects (ULDC-Phase III) for the seven NER SLDCs including AMC for 7 years.

Subsequently, the Detailed Project Reports (DPRs) for SCADA/EMS project at main as well as backup control centers and Part B (Civil Works) for setting up of backup control centre of SCADA-EMS for the Load Despatch Centres of the North Eastern Region (NER), for each of the seven NER states, were submitted to PSDF Committee for approval on 16th August 2024.

Following multiple discussions in the 86th, 87th, 88th, and 89th TESG meetings, and based on TESG's direction, NERLDC prepared a cost estimate for the upgradation of SCADA/EMS proposals for the states of NER. This estimate was based on the latest Letter of Award (LoA) available, which was for SLDC Tamil Nadu.

NERLDC submitted these cost estimates via email on May 2, 2025, applying a 30% cost escalation on the SCADA/EMS project cost of SLDC, Tamil Nadu. These estimates were subsequently discussed in the 90th Meeting of the TESG of PSDF, held on May 2, 2025.

As per minutes of 90th meeting released on 28th May 2025, TESG sought following directions on SCADA Proposals of NER states from Appraisal Committee of PSDF:

i. Direction on the 30% escalation considered on the LoA costs of SCADA/EMS project of SLDC, Tamil Nadu.
ii. Direction on mandatory spares which are considered in the range of 7.51% to 8.51% for these proposals.

In the 29th NERPC Meeting held on 18th July 2025, Member (GO&D), CEA, apprised the forum that the matter has been referred by monitoring committee to form a joint committee, comprising of Member (GO&D) CEA, CMD, Grid India and JS(FA), MoP.

The meeting of the joint committee (Member (GO&D) CEA, CMD Grid-India, JS(FA) MoP) has been convened and the matter was deliberated in TESG committee and TESG committee has approved and recommended for Monitoring committee.

TCC may deliberate

2.4. Establishment of Security Operation centre (SOC) at SLDCs for ensuring cyber security readiness of the states – NERPC secretariat

As stated in clause 3(j) of The Information Technology (Information Security Practices and Procedures for Protected System) Rules, 2018, "an organization having protected systems shall establish a Cyber Security Operation Centre (C-SOC) using tools and technologies to implement real time preventive, detective and corrective controls to secure against advanced and emerging cyber threats. In addition, Cyber Security Operation Center is to be utilized for identifying unauthorized access to "Protected System", and unusual and malicious activities on the "Protected System", by analysing the logs on regular basis. The records of unauthorized access, unusual and malicious activity, if any, shall be documented."

It is to be noted that Cyber security has become a major concern over the past few years as threats to the OT/IT infrastructure of various enterprises has increased significantly with increasing frequency and sophistication. The protection of critical information infrastructure and preservation of the confidentiality, integrity, and availability of information in cyberspace is the essence of a secure cyber space.

Also, as decided in the meeting held under the chairmanship of Secretary (Power) on 'Review of Cyber Security in Power Sector' held on 21.03.2025 The SOC proposals that are submitted under the PSDF-funded scheme should be revised to include indigenous SOC, NOC solutions and a 5-year Annual Maintenance Contract (AMC).

Further, CSIRT-Power has finalised a Model BOQ for PSDF funding of Indigenous SOC (including Indigenous NOC) Projects at SLDCs which has already been circulated to the states.

In light of the above decisions and guidelines, it is requested to the state SLDCs to prepare the DPR for the SOC with integrated NOC and submit to the PSDF committee at the earliest.

The matter was deliberated in 29th TCC and NERPC meetings wherein all the states were urged to prepare DPR accordingly and send the DPR to PSDF Secretariat at the earliest. Subsequently Model DPR has been circulated by NERPC Secretariat to NER States.

States may update and TCC may deliberate

2.5. Status of Construction of Backup SLDC in NER states - NERLDC

As deliberated in 86th Meeting of the TESG of PSDF held on 22nd October 2024, TESG has communicated the NER States that civil construction for setting of infrastructure for backup control centers at NER SLDCs is not being funded through PSDF as per the laid guidelines. Hence, all NER state has to arrange necessary fund for construction of backup SLDC on their own resources.

The status of construction of backup SLDCs in tabulated, states may provide the updated status:

Sl. No.	Name of state	Status of construction of Back up SLDC as per 29th TCC meeting	Status Change with Respect to previous (29th) TCC-RPC Meeting
1	Arunachal Pradesh	Land identified at Niglok substation. Proposal has been submitted to government of Arunachal Pradesh for budget provision of this year	The proposal for Construction of Back Up SLDC has not been included in the Budget Estimate for 2025–26, as confirmation of PSDF funding for the Part A of the SCADA Project has not yet been received. If

			the PSDF funding is approved by November 2025, the same will be incorporated in the Revised Estimate.
2	Assam	Assam updated that Land identified in Samaguri and DPR has been submitted with a budget of around 8.5 Cr. to Govt. of Assam for approval of funds	Assam informed that land has been identified in Samaguri, and a Detailed Project Report (DPR) with an estimated cost of around ₹8.5 crore has been submitted to the Government of Assam for fund approval. The Power Department had raised certain queries, which have been duly addressed by AEGCL. The Department will review the responses, and upon satisfaction, will forward the proposal to the Standing Finance Committee of the Government of Assam, chaired by the Chief Secretary (Power).
3	Manipur	Location identified at 400kV Thoubal SS. Space required for accommodating UPS and Battery.	Location identified at 400 kV Thoubal SS. Tender floated for UPS and Battery room.
4	Meghalaya	Tendering under process. Space identified at Mawphlang SS.	Same Status
5	Mizoram	Budget amount approved; expenditure	Budget amount approved; expenditure sanction pending.

		sanction expected by next month.	
6	Nagaland	Space ready at New Kohima S/S (New Secretariat	Same Status
7	Tripura	The proposal for modification of the existing building at S M Nagar Grid S/S (Tripura) has been submitted for approval of BOD which is expected shortly	The proposal for the modification of the existing building at S. M. Nagar Grid Substation (Tripura) was submitted for the approval of the Board of Directors (BOD). However, the Board has requested TPTL to resubmit the proposal after addressing certain queries raised during their review.

NERLDC requests all state to provide the periodic updates and show a substantial progress before the pre-bid stage of tendering as it will be difficult to make provision for SCADA/EMS equipment for Backup SLDC afterwards.

States may update and TCC may deliberate.

2.6. Directions and Suggestions Issued by Hon'ble CERC Vide Order Dated 05.10.2025 in Suo Motu Petition No. 9/SM/2024

The Hon'ble Commission had issued Order in Suo Motu Petition No, 9/SM/2024 on 05.10.2025 in the matter of "Planning for safe, secure, and reliable integrated operation of the power system during critical periods arising on account of seasonal variations wherein the electricity demand increases rapidly by undertaking specific measures to mitigate the risks on the power system under clause (h) of sub-section (1) of Section 79 of the Electricity Act, 2003 and the Regulation 31 of the Central Electricity Regulatory Commission (Indian Electricity Grid Code) Regulations, 2023."

The directions and suggestions are as follows:

(a) Adequacy of Workforce in SLDCs

- Ensure the availability of adequate number of manpower as per their current sanctioned strength
- Deliberate on actions required to augment manpower as per MoP's Workforce Adequacy Guidelines.
- Identify gaps in key functional areas such as market operation, IT, communication, and cyber-security.
- Consider formulation of a dedicated HR Management and Development Policy aimed at structuring the movement of officers in specialized functions without disrupting operations and ensuring smooth staffing, structured job rotation, minimum tenure and continuous skill development of personnel.
- Measures to ensure financial autonomy to SLDCs through a separate tariff determination of SLDC Fees & Charges by SERCs
- Possibility of establishing a separate cadre system for SLDCs may also be explored

(b) Training and Certification of SLDC staff

- Ensure that adequate workforce is trained and certified annually to enhance operational competence.
- Discuss mechanisms to retain trained staff within SLDCs and introduce incentives for certified personnel under SLDC Fee & Charges.
- Review proposal for structured capacity-building programs to be organized by RLDCs in collaboration with NLDC.

(c) Alignment of State Grid Code with the Indian Electricity Grid Code (IEGC-2023)

- Review existing provisions of the State Grid Code and state SERCs may align their respective State Grid Code with the 2023 Grid Code of CERC.

(d) Backing down of intra-state thermal generating units

- States' generators to hold interactive sessions with ISGS (e.g.NTPC) to address operational issues.
- Enable backing down of thermal units to 55% MTL to free additional down reserves.
- Develop part-load compensation mechanisms and explore two-shift operations considering high RE integration.

(e) Enablement of AGC in Intra-State Generating Stations

- SLDCs to encourage generators to enable Automatic Generation Control (AGC).
- SERCs to provide suitable incentives in line with CERC regulations.
- Benefits:
  - (a) Generators earn revenue from AGC operations.
  - (b) States can maintain reserves within their boundaries.
- Until enablement of AGC provisions in the State, state generators can participate in Central SRAS.

(f) Maintaining Adequate Reserves

- From 1st April 2026, NLDC will begin maintaining reserves on a state-wise basis; however, this could prove costly for states, as NLDC may need to maintain reserves in costlier gas-based plants.
- States are urged to maintain their own reserves. States are required to meet the expected demand as well as keep the necessary reserve.
- It was directed to review the quantum of reserves allocated to North-Eastern Region states. Therefore, committee has been formed within GRID-INDIA to review the quantum of reserves allocated to the NER states.

(g) Two Shift Operation of thermal generating stations

- States should also work towards enabling two-shift operation of intra-state thermal generating stations to ensure better flexibility and grid reliability

(h) Cybersecurity preparedness

- Cybersecurity is critical due to increasing digitization and cyber threats in the power sector.
- State SLDCs currently lack adequate manpower in cybersecurity.
- States should deploy sufficient staff and ensure mandatory cybersecurity training to strengthen grid resilience.

(i) Implementation of the SAMAST (Scheduling, Accounting, Metering, and Settlement of Transactions) Scheme

- Review current status of SAMAST (Scheduling, Accounting, Metering and Settlement of Transactions in Electricity) implementation.
- Identify pending activities for full automation of scheduling, accounting, and settlement processes.

The Order is enclosed as **Annexure-IV** for kind perusal, deliberation, and necessary action by the forum.

TCC may deliberate.

2.7. Communication Audit for the systems installed at ISTS/SLDC stations of NE Region-NERPC

As per Clause 10 of Central Electricity Regulatory Commission (Communication System for inter-State transmission of electricity) Regulations, 2017 – "The RPC Secretariat shall conduct a performance audit of communication system annually as per the procedure finalized in the forum of the concerned RPC. Based on the audit report, RPC Secretariat shall issue necessary instructions to all stakeholders to comply with the audit requirements within the time stipulated by the RPC Secretariat."

The Communication Audit Committee of North Eastern Region vide NERPC letter dated 30.07.2024(Annexure-B 2.1) has been formed based on the provision of Central Electricity Regulatory Commission (Communication System for inter-State transmission of electricity) Regulations, 2017.

The matter was deliberated in various communication meetings (NETest) and also **an audit observation has raised by Indian Audit and Accounts Department regarding the Communications audit of NER Stations vide requisition no.44 dated 09.04.24**.

In 31st NETeST meeting, NERPC apprised the forum that the communication audit in respect of Kahilipara substation was carried out for the PGCIL owned equipments on 01.04.2025. The observations of the communication audit has been shared as an audit report. NERPC further requested AEGCL to submit the requisite information for AEGCL owned equipments in Kahilipara substation so that communication audit can be carried out for the same.

In 32nd NETest meeting, it was emphasized that the communication audit for the critical sub-stations of NER to be carried out in time bound manner and advised the respective utilities to submit the required information in the prescribed format to enable scheduling of audits.

Sl No.	**State/Utility**	**Name of sub station**
1	Arunachal Pradesh	SLDC Arunachal Pradesh, Chimpu
2	Assam	Kahilipara and Sarusajai
3	Nagaland	SLDC Nagaland
4	Meghalaya	NEHU and SLDC Meghalaya
5	Manipur	SLDC Manipur
6	Tripura	SM Nagar (Tripura)
7	Mizoram	SLDC Mizoram
8	PGCIL	Nirjuli, Aizawl, Dimapr, Imphal and Misa
9	Indigrid	SM Nagar
10	NHPC	Loktak
11	NEEPCO	Kathalguri

The above utilities were requested to furnish the required data in the

prescribed format by the end of September 2025. However, no responses were received.

Subsequently, a reminder letter dated 06.10.2025 was issued by the NERPC Secretariat, requesting submission of the requisite information for communication audit of critical substations by **15th October 2025**, with a copy to NERLDC to facilitate scheduling of audits in compliance with CERC regulations. However, no information has been received from the concerned utilities to date.

Respective utilities may respond.

TCC may deliberate.

2.8. Latest expected tariff details of Subansiri Lower Hydro Electric Project – Tripura

It is understood that the Subansiri Lower Hydro Electric Project (2000 MW) being developed by NHPC in Arunachal Pradesh is at an advanced stage of commissioning where the commissioning of the first two (2) units were initially expected in August 2022. However, the actual commissioning of the project appears to be delayed considerably and expected very soon.

In view of the time gap between the originally declared and the expected commissioning dates, it is anticipated that there may be revisions in the project cost and tariff structure. TSECL has already communicated this concern to NHPC, with a copy endorsed to NERPC and NERLDC, seeking clarification on the matter in the month of June, 2022.

Accordingly, it is requested that NHPC may kindly intimate the latest expected tariff details for the Subansiri Lower HEP so that TSECL can review and assess the tariff implications prior to according its concurrence and before the commissioning of the project.

NHPC may update.

2.9. Proposal to connect the Banderdewa Sub-Station (2x31.5 MVA, 132/33 kV) to the 132 kV S/C Gohpur–Nirjuli Transmission Line (GITL) through 132 kV LILO transmission line - Ar. Pradesh

The **3-Phase, 2 x 31.5 MVA, 132/33 kV Banderdewa Sub-station**, constructed under the Comprehensive Scheme for Strengthening of Transmission & Distribution System in Arunachal Pradesh & Sikkim (CSST&DS-AP&S), is presently lying idle due to the non-availability of a power source required for its energization. This situation has arisen from the non-completion of the upstream 132 kV transmission line originally planned to connect the sub-station to its intended power source.

In recent years, with the establishment of multiple interconnections of the Gohpur (Assam) sub-station with other nearby sub-stations, the power source redundancy requirement at Gohpur has been adequately met. Consequently, the existing **132 kV Single Circuit Gohpur–Nirjuli Transmission Line (GITL)** has become **underutilized**, transmitting minimal power.

In view of the above, it is proposed to carry out a LILO (Line-In Line-Out) of the GITL at the 132/33 kV Banderdewa Sub-station to utilize the existing idle infrastructure and to ensure reliable power supply to the Banderdewa area.

Matter was discussed in 48th CMETS meeting and CTU has done some preliminary study.

SLD of the proposed LILO from 132 kV Gohpur-Itanagar Transmission Line (GITL) to 132/33 kV Banderduwa Sub-Station

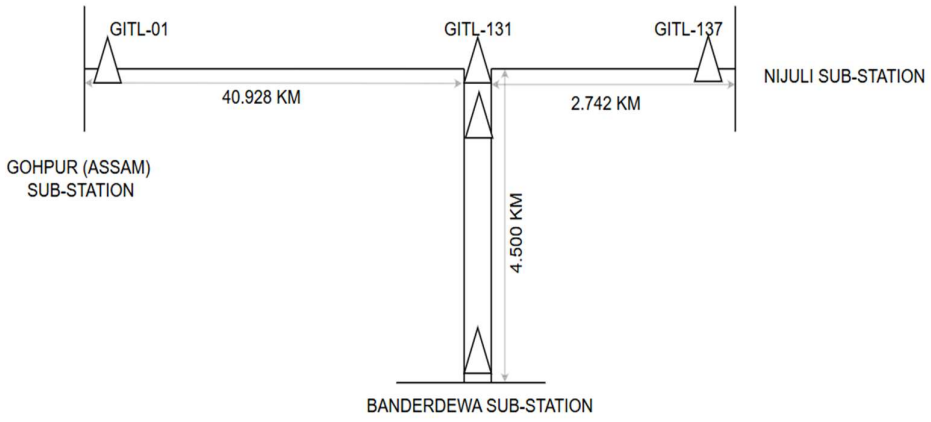

CTU may Update.

2.10. Improvement of Switchyard Earthing System at the following Power Stations of MePGCL -MePGCL

i) Umiam Stage-I Power Station, MePGCl, Sumer (4 X 9 MW)

ii) Umiam Stage-II Power Station, MePGCl, UmSumer (2 X 18 MW)

iii) Umiam-Umtru Stage-IV Power Station, MePGCl, Nongkhylllem (2 X 30 MW)

iv) Myntdu Leshka Hydro Power Station, MePGCL, Suchen (3X 42 MW)

Explanatory Note:

The proposal envisages improvement of Switchyard Earthing System at different Power Station of MePGCL by construction of new earth pits and installation of connecting bars between the new earth pit and different elements etc with an ultimate aim to improve system stability as the revamping of the earthing system is felt extremely necessary to minimise the damage of critical terminal equipments like Current transformers. Circuit breakers, Lightning Arrestors etc along with safeguarding the equipments such as SCADA, RTU and other communication systems as the Power Stations of MePGCL are located in high lightning prone areas and

improvement in the earthing system is envisaged for enhancing system stability by reducing the failure rate of such critical equipments and components.

This proposal was placed during the 28th TCC meeting at Guwahati wherein it was referred to the Sub Committee meeting for subsequent discussions/deliberations etc.

In the 224th OCC meeting, it was appraised that this proposal does not fall under the purview of PSDF Guidelines. However, it is again requested by MePGCL to consider this proposal under clause 5.1 (c) "installation of standard and special protection schemes" which seems to be as per the revised guidelines of PSDF received on 12th March-2024 and in line with the objective of PSDF towards bringing in the **improvement and reliability of Indian Power System.** In this regard, it is also to be mentioned that similar proposal has been approved under PSDF for our transmission utility which is MePTCL and the LOA was accordingly placed by MePTCL on 20th December-2018.

Tentative Cost – Rs 3.00 Crore approx.

Due to lack of fund constraint and considering the importance of the proposal with regards to improving the system stability and strengthening of the basic protection scheme, MePGCL is requesting this forum to reconsider recommending the funding of this project from PSDF.

TCC may deliberate.

2.11. Implementation of Digital Tele-Protection Coupler (DTPC) in all 132kV Feeders of MSPCL -MSPCL

To improve reliability, speed, and coordination of protection and auto-reclose schemes, implementation of Digital Tele-Protection Coupler (DTPC) across all 132kV feeders has become a necessity. The DTPC will integrate with IEC 61850-based numerical relays or Substation Automation Systems (SAS).

thereby ensuring fast, secure, and reliable exchange of protection and auto-reclose commands between substations. These systems facilitate carrier-aided protection schemes (such as permissive tripping and blocking) and voice/data communication between substations Implementing DTPC will enable fast transmission of trip/transfer trip/blocking signals, reducing fault clearing time and improving system stability, enhance Auto-Reclose (A/R) Operation as DTPC ensures synchronous and dependable auto-reclose coordination between line ends by providing high-speed, fail-safe communication of breaker status and reclose commands. This minimizes the risk of unsuccessful or out-of-sync reclosures and enhances system stability after transient faults.

In recent years, Optical Ground Wire (OPGW) networks are being laid and commissioned in almost all of the 132 kV transmission lines of MSPCL, providing a robust and high-bandwidth communication backbone. This existing OPGW infrastructure can be effectively utilized for easy and practical implementation of DTPC systems, without major additional investment in communication media.

As per Guidelines on Availability Of Communication Systems prepared in Compliance To Central Electricity Regulatory Commission (Communication System for inter-State transmission of electricity) Regulations, 2017, January 2024, Clause No. 3.1 ***As per Regulation 5 (i) of the CERC (Communication System for inter-State transmission of Electricity), Regulations, 2017,*** "***These regulations shall apply to the communication infrastructure to be used for data communication and tele -protection for the power system at National, Regional and inter-State level and shall also include the power system at the State level till appropriate regulation on Communication is framed by the respective State Electricity Regulatory Commissions***." MSPCL requests NERPC's endorsement and support for implementing Digital Tele-Protection Couplers (DTPC) in all 132kV feeders across Manipur. This will strengthen

protection coordination, auto-reclose performance, and overall reliability of the State Transmission Network, aligning with the modernization goals of the North Eastern Regional Power System.

Deliberation Required:

- Approval in principle from NERPC/TCC for statewide DTPC implementation.
- Recommendation for funding support under PSDF or other Central schemes
- Coordination with CTUIL/CTU and neighboring utilities for interoperability and standardization of DTPC protocols and A/R communication logic.

TCC may deliberate.

2.12. Vulnerable tower locations in various transmission lines due to earth cutting/ road development by NHIDCL - Powergrid

Brief:

The ongoing NHIDCL road widening project (NH-37) in Manipur & Assam has impacted above transmission lines critically. Despite several correspondences, NHIDCL has not adhered to the Standard Operating Procedures (SOPs) prescribed by the Ministry of Power and earth cutting/road development is being continued by NHIDCL without permission of POWERGRID. Similar issue was also discussed in 28th TCC & NERPC meeting. Details of vulnerable tower locations are as under:

a) 132 kV Loktak-Jiribam S/C transmission line

- Tower location Nos. 18, 76, 85, 89, 129, 130, 133 (7 Nos.)
- Location No. 82 was damaged on 08.08.2025 due to landslide caused by earth cutting and subsequently collapsed and line became out of service. Same was restored subsequently on 05.09.2025 by carrying out direct stringing between location no. 81 & 83 and doing huge benching work on war footing basis.

- Joint meeting with Commissioner Power (Govt of Manipur), NHIDCL, MSPCL carried on by POWERGRID on 06.08.25, where it was advised by Commissioner (power), Manipur for joint survey for all vulnerable locations. Joint survey done from 11.08.25 to 14.08.25 and report signed on 03.09.25.

b) 400 kV Silchar Imphal D/C transmission line

- Tower location Nos. 201, 231, 293, 306, 335, 423 (6 Nos.)
- Joint meeting with Commissioner Power (Govt of Manipur), NHIDCL, MSPCL was carried out by POWERGRID on 06.08.25 and Commissioner (Power), Manipur advised for joint survey for all vulnerable locations. Joint survey done from 11.08.25 to 14.08.25 and report signed on 03.09.25.
- 3 nos vulnerable locations (Loc-293,335 & 423) not agreed by NHIDCL even though distance from tower leg to cutting edge/landslide is only 5-6 mtr.

c) 132 kV Haflong-Jiribam S/C transmission line

- Tower location No. 256 has become vulnerable
- Diversion proposed between tower locations 237-246 and 253-259 (as per joint visit with NHIDCL)
- Cost estimate submitted to NHIDCL in the year of 2023.

Proposal

- Estimated cost of rectification / diversion of transmission lines is approx. Rs. 50 Cr.
- If timely action is not taken, the potential failure of these lines could lead to severe power disruptions across Manipur & Assam and accident may occur.
- NERPC's urgent intervention is requested to take up the matter with NHIDCL to halt excavation work/road development work near tower locations without permission of POWERGRID.
- In the meantime, POWERGRID is going ahead with rectification/ diversion based on criticality of tower locations in the interest of safety

of transmission lines. Further, the matter of recovery of expenditure incurred for the diversion of critical towers is currently being pursued with M/s NHIDCL.

TCC may deliberate.

2.13. Violation of ground clearance on various tower locations due to road development project by NHIDCL-- Powergrid

The Violation of ground clearance noticed due to road development project by NHIDCL for the following PowerGrid Transmission Lines.

a) 400 kV Silchar – Melriat D/C transmission line (Charged at 132 kV)

- Ground clearance violation locations are 43-52, 65-68, 70-72, 122-125.

b) 400 kV Silchar-Imphal D/C transmission line

- Ground clearance violation locations are 49-59, 64-67, 192-193.

- These violations pose a serious safety hazard, increasing the risk of potential accidents involving personnel and the public. If timely action is not taken, it may lead to significant threat & hazard to both human life and material assets.
- NERPC's urgent intervention is requested to take up the matter with NHIDCL to halt road development work near tower locations without permission of POWERGRID.

In the meantime, POWERGRID is going ahead with rectification/ diversion based on criticality of tower locations in the interest of safety of transmission lines. Further, the matter of recovery of expenditure incurred for the diversion of critical towers is currently being pursued with M/s NHIDCL.

PowerGrid may elaborate.

TCC may deliberate.

2.14. Disaster Preparedness of Transmission Infrastructure: Procurement of 20sets (300 Towers) of Emergency Restoration System under Make in India

The Ministry of Power (MOP), through its letter No. 34/7/2025-TRANSMISSION dated 11.05.2025 (Enclosed as **annexure 2.14a**), has inter-alia directed POWERGRID to place an order for 20 sets comprising 300 towers of Emergency Restoration System (ERS). This directive follows a high-level meeting chaired by the Secretary (Power) on 10.05.2025, where the decision was finalized.

Subsequently, MOP vide letter ref. No. 34/7/2025-TRANSMISSION (MoP) dated 19.08.2025 (Enclosed as **annexure 2.14b**), has conveyed in-principle approval for procurement of 20 sets (300 towers) ERS under Public Procurement (Preference to Make in India) through Regulated Tariff Mechanism (RTM) to POWERGRID.

POWRGRID is to carry out procurement of 20 sets of ERS towers (300 towers) through emergency procurement process to meet potential requirement in the states. The proposed ERS shall be kept and maintained at suitable locations to meet the requirement of stake holders during contingencies, and the ERS shall be treated as spares under a common pool.

As per preliminary estimation, total expenditure towards said procurement is expected as approximately Rs 440 Cr. **Out of 20 sets of ERS (300 towers) suitable for 400kV Transmission Lines being procured, 4 sets of ERS towers (60 towers) shall be kept in North Eastern Region, against which a preliminary expenditure of Rs 88 Cr is expected.**

In view of the above, POWERGRID has planned to procure the proposed ERS and subsequently, approach CERC through tariff petition for cost recovery of the expenditure in accordance with the CERC Tariff regulations, 2024.

PowerGrid may elaborate.

TCC may deliberate.

2.15. URTDSM Phase-II Project (ISTS Portion) – Implementation through RTM route

Background of URTDSM Phase-II project:

1. The WAMS system installed under URTDSM Phase-I project comprises of 1400+ PMUs and 32 Control centers. This project was implemented with 70% of the project cost as PSDF grant and 30% was through POWERGRID Equity (RTM for 30% portion and no tariff for 70% grant portion).

2. The URTDSM Phase-I project is proving its significance and usefulness to the Grid Operators for wide area monitoring of the Grid and Event Analysis. Further, the expanding Indian Power Grid with increased penetration of renewable energy sources and Govt of India's plan to achieve 500GW RE power by 2030, needs Smart Grid tools to proactively monitor, manage, and operate the Grid.

3. The URTDSM Phase-I Control centres at SLDCs, RLDCs and NLDCs (32 No's) are nearing their Operational life and are becoming technically obsolete. Hence to keep the WAMS URTDSM Control centres functional, the URTDSM Phase-II project which includes replacement of existing control centres, is to be implemented on priority. URTDSM Phase-II project also envisages advanced WAMS analytics for Oscillation monitoring, Disturbance analysis, inertia monitoring, measurement of RE generator(inverter) response, which shall enhance the Grid observability for efficient and safe operation of the Grid.

4. Previous Deliberations for Approval of URTDSM Phase-II Project:

S No	NPC/RPC Meeting	Date of Meeting	Meeting Outcome	**Actions taken by POWERGRID**

i.	13th NPC Meeting	05.07.2023	"The DPR of URTDSM project phase-II in accordance with the recommendation of the committee may be prepared by the PowerGrid within three months. PSDF funding for URTDSM project phase-II may also be sought subsequently. RPCs were requested to provide full cooperation in reparation of DPR"	POWERGRID Prepared DPR for URTDSM Phase-II Project, which included 4000PMUs (new) and 34 control centres proposed with funding pattern of 70% PSDF grant and 30% POWERGRID equity in line with Phase-I. DPR with an estimate of Rs.3922 Crores, was submitted to NPC/CEA on 11.03.2024.
ii.	14th NPC Meeting	03.02.2024	"PGCIL may revise the scope of DPR in line with above suggestions ((d) to (h)) and submit the DPR by March 2024"	POWERGRID presented Various options for optimization and discussed with GRID-INDIA. These Options were presented to NPC on 30.05.2024 for further deliberations.
iii.	Email from NPC reg PSDF	18.04.2024	"In accordance with the decision of the 22nd Monitoring Committee meeting, funding for the DPR regarding URTDSM project Phase II will not be provided through PSDF as of now. **POWERGRID is hereby requested to**	Hence, POWERGRID proposed to implement the URTDSM Phase-II Project on RTM basis (70% debt and 30% equity) and approached the Constituents in all the five RPCs for concurrence of the RTM proposal.

			explore alternative funding sources for URTDSM project Phase II".	
iv.	Various RPC meetings		SLDCs of all Regions have expressed in- principle technical acceptance for implementation of the URTDSM Phase-II Project, but the RTM proposal was not concurred by States due to funding constraints	The initial DPR prepared by POWERGRID was based on the sub- committee recommended philosophy of PMU placement. However, CEA was preparing a revised PMU placement philosophy to bring clarity in various regulation/ guideline / recommendation. The new guidelines for unified philosophy of PMU placement in Indian Grid were published in March 2025, which will supersede all existing guidelines and sub-committee report etc.
v.	15th NPC Meeting	14.11.2024	"PowerGrid is to submit the revised proposal in consultation with Grid India, only for the existing network after segregating the PMUs and control centers under ISTS and STUs system. The proposal may also be revised to optimized	Accordingly, POWERGRID prepared DPR for URTDSM Phase-II ISTS portion (upgradation of control centres at NLDCs, RLDCs and installation of new PMUs for Central Sector stations as per latest CEA guidelines) at an estimated cost of Rs. 1124Crores.

			number of control centers and PMUs at ISTS & STUs system separately. The revised proposal for ISTS portion may be put up to the NCT for further consideration".	Phase-II project for ISTS portion comprises of control centres (7 nos.) of NLDC and RLDCs and PMUs at central sector stations (1070 nos.) Tentative cost and BOQ for STUs portion (Control centers of SLDCs across India and new PMUs for State sector substations) is also prepared by POWERGRID for further deliberations in NPC at a cost of Rs. **2550 Crores** for **26** SLDCs' portion and 1210 PMUs. The same has been discussed in 16th NPC.
vi.	16th NPC	04.07.2025	"URTDSM project phase-II proposal may be put up in RPC forum for further discussion" "The mode of implementation of the URTDSM project phase-II may be put up in upcoming NCT meeting for deliberation and approval"	Accordingly, POWERGRID is taking up the URTDSM Phase-II ISTS proposal for discussion in RPC Meetings.
xi.	29th NERPC	17-18th July 2025	Forum noted that the matter needs to be discussed in detail and	The No of State Sector PMUs for each SLDC of NER is as given below.

			referred it to sub- committee for further deliberation	

The number of State Sector PMUs for each SLDC of NER is as given below:

Name of the SLDC	**No of State Sector/ Pvt. Utility PMUs**	**Installed in scheme**
Assam	10	URTDSM Ph-I
Nagaland	2 (Pvt)	KMTL (Pvt)
Manipur	0	
Meghalaya	1 (Pilot)	Pilot
Tripura	12 (Pvt)	IndiGrid

In view of the above PMU quantities, POWERGRID proposes the following strategy for State Sector portion of NER Region under URTDSM Phase- II Project:

i. No dedicated PDCs (Control Centre setup) will be required under URTDSM Phase-II for SLDCs of NER. All State Sector PMUs in NER shall be reported to the PDC at NERLDC. For all States of NER where State Sector PMUs are present, only remote consoles with firewall and LAN switch will be supplied at each SLDC premises, cost of which will be around **Rs.2 Crores** per SLDC & the same is NOT included in the present proposal.

ii. The PMU quantity proposed under the ISTS portion for NER is as per revised CEA guidelines only. It is enclosed at **Annexure** herewith.

POWERGRID Proposal for URTDSM Phase-II ISTS Portion:

Keeping in view of the above factors, "*it is proposed to take up URTDSM Phase-II Project (for ISTS portion) on pan India basis, on cost sharing mechanism*

(100% RTM route with 70:30 Debt Equity ratio) to be implemented by POWERGRID".

URTDSM Phase-II ISTS proposal is approved by SRPC and WRPC (Minutes awaited). Agenda has been put up in 81st NRPC scheduled on 30th Oct 2025. Upon Approval in all RPCs, POWERGRID will put up the proposal in NCT for final approval.

Members may kindly deliberate.

2.16. Non-compliance of instructions of NERPC forum by SLDC Tripura regarding First Time Charging (FTC) of elements under NERPSIP-NERLDC

Background:

As per the Minutes of the Special Review Meeting on implementation of NERPSIP/Comprehensive Scheme held on 2nd May 2025, it was informed that out of 151 elements, 107 elements under NERPSIP–Tripura had already been commissioned.

In the 189th OCC Meeting of NERPC (held on 19th April 2022), it was decided that FTC documents must be submitted to NERLDC prior to commissioning of any element under NERPSIP.

However, despite commissioning 107 elements, no FTC documents have been submitted by SLDC Tripura to NERLDC, leading to mismatch between SCADA databases of NERLDC and SLDC Tripura.

Recent Developments:

As per the CEA Monthly Progress Report on Central Funded Schemes (July 2025),

- 27 out of 30 projects at the 132 kV level in Tripura have been fully charged, and 1 project partially charged, comprising 13 transmission line projects and 14 substation projects.

- These elements have been charged without prior intimation to NERPC/NERLDC and without submission of FTC documents, thereby violating the agreed FTC procedure.

Instances of non-compliance include:

- LILO of 132 kV PK Bari–Ambassa line at Manu (charged in September 2024)
- 132/33 kV Manu Substation (charged in July 2025)
- 132 kV SM Nagar (ISTS) – SM Nagar (TSECL) line reconductoring (HTLS) and subsequent charging (September 2025)

All these elements were commissioned without adherence to the FTC procedure decided in the 189th OCCM and the provisions of IEGC 2023.

Reference Communication:

NERLDC, vide its letter Ref: NERLDC/Office of CGM(IC)/Sep'25/8223 dated 03.09.2025 (**Attached as Annexure**), has again highlighted the issue of non-compliance and requested SLDC Tripura and TPTL to take immediate corrective action.

The letter specifically instructs as follows:

a) Submit immediately FTC documents for all commissioned elements of NERPSIP–Tripura to NERLDC.
b) Align commissioning activities strictly in line with the decisions of the 189th OCCM of NERPC, IEGC procedures, and NLDC formats.
c) Submit protection settings of all commissioned elements to NERPC for approval and ensure proper coordination.
d) Strengthen communication and telemetry systems to eliminate database mismatches between SLDC Tripura and NERLDC.

The matter has been advised to be treated as urgent, considering the operational discrepancies, database non-uniformity, and potential risks to grid reliability arising from such non-compliance.

NERLDC requests the following for Discussion:

- To deliberate on continued non-compliance by SLDC Tripura and TPTL with respect to submission of FTC documents under NERPSIP/deemed ISTS projects.
- To review the actions taken by SLDC Tripura in response to NERLDC letter dated 03.09.2025.
- To discuss and decide on the way forward for ensuring strict adherence to the FTC procedure as per IEGC 2023 and directions of NERPC/OCC forums.
- To finalize a timeline for submission of all pending FTC documents and synchronization of SCADA databases between SLDC Tripura and NERLDC.

MS, NERPC already wrote letter to CMD, TSECL to look into the matter and the compliance the procedure, IEGC 2023 and CEA/CERC regulations.

2.17. Persistent Over-Drawl by Tripura during Low-Frequency Conditions on 08th & 09th September 2025 -NERLDC

It has been observed that Tripura is persistently over-drawing from the grid, despite repeated directions issued by NERLDC and discussions in various forums. Tripura has continued to overdraw even during periods of low grid frequency. Notably, on 08.09.2025 at 19:14 hrs (49.43 Hz) and 09.09.2025 at 18:56 hrs (49.41 Hz), Tripura did not curtail its drawal, posing serious concerns for secure grid operation.

Analysis for the period month of September 2025 **(Annexure-I & II)** indicates that Tripura overdrew for 66% of the time, with over-drawal exceeding 40 MW for 4% of the time (approx. 28 hours). Despite advisories issued during the 226th OCCM and 230th OCCM, this situation persists, including during emergency grid conditions.

Further, it has been observed that Tripura is heavily dependent on the Real-Time Market (RTM) to meet its demand requirements. As per the analysis for September 2025 **(Annexure–III),** Tripura procured power through RTM for approximately 63% of the time. The quantum of RTM purchase reached up to 118 MW, which is significant in relation to Tripura's overall demand. Such a high level of dependence on RTM indicates the need for improved demand-supply planning to ensure reliable and secure grid operation.

Provision of the IEGC 2023 state the following:

Regulation 49(3)(c) (SCHEDULING AND DESPATCH CODE): In case of contingencies such as critical loading of lines, transformers, abnormal voltages or threat to system security, the following steps as considered necessary, may be taken by RLDC:

(i) Issue directions to concerned entities to adhere to the schedules

(v) Direct the SLDCs or other regional entities to increase or decrease their drawl or injection by revising their schedules and such directions shall be immediately acted upon

In view of the above, SLDC Tripura is requested to strictly adhere to the scheduled drawl and comply with the instructions issued by NERLDC for ensuring safe, secure, and stable grid operation.

TCC may deliberate.

2.18. Expediting construction of residential buildings at various EHV sub-stations developed under NERPSIP Tranche-I. – DoP Nagaland

Under the ongoing NERPSIP Tranche-I project, the housing requirement in all the new EHV sub-stations was discussed and finalized with the Senior officials of POWERGRID during March 2021 which has been duly approved as under:

Sl.	Name of Substation	Housing Requirement
1	132/33kV Substation at New Secretariat Complex Kohima/ Nagaland University	1. One B1 block at the substation premises. 2. One B1 block at existing 132/33kV substation at Old Minister Hill Kohima. 3. One C block at existing 132/33kV Old Minister Hill Kohima. 4. One B2 block at Electrical Colony Kohima. 5. Two B1 blocks at New Kohima 220kV substation.
	132/33kV substation at Pfutsero.	1. One B1 & B2 blocks at Substation premises.
3	132/33kV substation at Zunheboto	1. One B1 & B2 blocks at Substation premises. 2. One B3 block at Electrical Colony Zunheboto town.
4	132/33kV substation at Longnak	1. One B1 & B2 blocks at Substation premises. 2. One B3 block SDO electrical colony at Longnak
5	132/33kV Substation at Longleng	1. One B1 & B2 blocks at Substation premises.

In this regard, the Department has handed over all required lands along with all necessary NoCs etc. to POWERGRID. Preliminary survey has also been carried out jointly by the Department and POWERGRID. The housing requirement was finalized & approved during 2021, however, even after a

lapse of almost 4 years, nothing has been done on the ground. The matter has been deliberated during the 26th TCC & 26th NERPC meeting, wherein NERPSIP representative had assured to expedite construction of residential buildings at various EHV sub-stations developed under NERPSIP Tranche-I. Regrettably, till date, no progress has been made at the site.

In view of the above, the matter is requested to be taken up in the agenda for thorough deliberation with the POWERGRID during the 30th TCC/NERPC meeting.

TCC may deliberate

2.19. Creation of "Training head" under NERPC Establishment Fund for training purpose for the constituents

NERPC has proposed the creation of a dedicated **"Training Head"** under the NERPC Establishment Fund to facilitate training programs for constituent organizations. The objective is to enhance technical and managerial capabilities of engineers and officers through training in key areas such as **system operation, protection, cyber security, and commercial aspects** of the power sector, thereby improving overall knowledge and skill levels.

During the **29th TCC/NERPC Meeting**, the forum **agreed** to the creation of this "Training Head" for **capacity building and domestic training** initiatives and recommended the same to NERPC for concurrence.

NERPC beneficiaries will nominate its representatives for the identified trainings.

Members may kindly deliberate.

2.20. Accessing WBES outside of SLDCs -Tripura

WBES is not being exercised out of SLDC. For smooth functioning of the system as well as commercial viability of the Discom, it is utmost necessary to exercise out of office also. The matter was also discussed in the last OCC meeting. NERPC/NERLDC is requested kindly to look into the matter on top most priority.

NERLDC may update. Members may discuss.

3. PART-B: ITEMS FOR APPROVAL

3.1. DPR for Implementation of Digital Substation Control Protection & Substation Automation at LTPS, NRPP & KLHEP System of APGCL

Implementation of Digital Substation Control Protection & Substation Automation at LTPS, NRPP & KLHEP System of APGCL. APGCL has submitted the DPR for Implementation of Digital Substation Control Protection & Substation Automation at LTPS, NRPP & KLHEP System of APGCL. This scheme will yield a reduction in operating costs and an increase in reliability, flexibility of the power system and further integration of protection & control events to accelerate response to problems. The DPR was placed before 29th TCC & RPC for approval, wherein the forum referred to sub-committee for further deliberation. Subsequently the matter was placed in 228th OCC meeting held on 25th July 2025 wherein the forum agreed in principle for the same for implementation under PSDF.

Deliberation of the 228th OCCM on the matter-

"*APGCL representative informed that the estimated cost of the project is 23.8 Cr. After deliberation, the forum observed that the scheme is eligible for funding under the extant of PSDF guidelines. The forum in principle agreed for the same for implementation under PSDF funding. The forum advised APGCL to send the DPR to PSDF secretariat after getting approval from ensuing RPC meeting.*"

The DPR is placed herewith for approval of the TCC NERPC forum.

Placed for approval of TCC

3.2. Installation of OPGW on the existing ISTS lines in NER region - CTUIL

The agenda for installation of OPGW on the existing lines of ISTS has been discussed in the 32nd NETeST meeting held on 29.08.2025. The tentative

length of OPGW proposed in the agenda is approx. 16,555 kms for Pan-India. The tentative length of OPGW proposed in NER Region is approx. 290 kms.

In the 32nd NETeST meeting, the forum in principle agreed for the OPGW scheme for NER region.

Deliberations were also held in the 32nd NETeST regarding OPGW status on 220kV Kathalguri-Mariani (AEGCL) line in NER.
Further, confirmation of non existence of OPGW on the 220kV Kathalguri-Mariani (AEGCL) line was received from POWERGRID vide mail 06.10.2025.
Accordingly, scheme for laying of OPGW on existing ISTS lines where in OPGW isn't present is being prepared on Pan-India basis and for NER the scheme is mentioned below:

S. No.	Items	Details
1.	Scope of the scheme	a) Supply and installation of OPGW (48F) on 400kV P K Bari (Indigrid) - Silchar (POWERGRID) line (approx. 127km, line owned by POWERGRID). b) Supply and installation of OPGW (48F) on 220kV Kathalguri (NEEPCO)-Mariani (AEGCL) line (approx. 163 km, line owned by POWERGRID) c) Supply and installation of required FOTE STM-16 and optical interfaces for the commissioning of above mentioned fiber optic links as per **Appendix-I.**
2.	Depiction of the scheme	As per **Appendix II** and **III**.
3.	Objective / Justification	In the present scenario of increased RE penetration, frequent system expansion and strengthening, many of the existing lines are proposed for LILO frequently during transmission

		planning. However, it has been observed many times during planning/execution of these LILO systems that main line is not having OPGW, which leads to issues such as compromising on the alternate path/ redundancy/ protection. Further, installation of OPGW on the existing lines being LILOed leads to time mismatch. Accordingly, NCT advised CTUIL to prepare a comprehensive scheme for installation of OPGW on all those transmission lines of 110kV and above which don't have OPGW on pan-India basis. In NER region, it has been found that below mentioned ISTS lines don't have OPGW. a)400kV P K Bari-Silchar line. b)400kV Binaguri (PG) – Alipurduar -Bongaigaon (PG) line c)220kV Kathalguri-Mariani (AEGCL) line This agenda was further discussed in 8th NER CPM meeting held on 28.07.2025 wherein members agreed for laying the OPGW in NER region for the ISTS lines not having OPGW. Further, POWERGRID confirmed that the 400kV P K Bari-Silchar line doesn't have OPGW. Indigrid confirmed that 400kV Binaguri(PG)-Bongaigaon(PG) doesn't have OPGW. However, this line is LILOed at Alipurduar S/s (PG). Further, Alipurduar–Bongaigaon line is planned to be bypassed at Bongaigaon S/s under NERES-XXV Part-A scheme and to be integrated with upcoming Bornagar-Bongaigaon line (upto Bypass point) with 24F OPGW to form Bornagar- Alipurduar line.

		Accordingly, proposal for OPGW laying on Binaguri-Alipurdwar-Bongaigaon (upto bypass point) excluding LILO portion shall be taken up in ER region. Since this line is an Inter-Regional line OPGW laying on the line shall also be deliberated in the ERPC meetings as suggested in the 32nd NETeST meeting. POWERGRID has confirmed that the 220kV Kathalguri-Mariani (AEGCL) line doesn't have OPGW. Relevant email correspondence with POWERGRID and Indigrid is attached as **Annexure A.** In view of above, this scheme for OPGW laying in NER has been prepared for below mentioned lines: a)400kV P K Bari-Silchar line. b)220kV Kathalguri-Mariani(AEGCL) line.
4.	Estimated Cost	17.81 Cr.
5.	Implementation time frame	Thirty (30) months from date of allocation. (taking into consideration the hilly terrain of NER region)
6.	Implementation agency	To be implemented by POWERGRID in RTM mode.

7.	Deliberations	This agenda has been discussed in 16th NPC dtd 04.07.2025(MoM attached as **Annexure B**). NPC suggested that the proposal for installation of OPGW on the existing lines of ISTS may be put in upcoming RPCs/NCT meeting for deliberation. STU may also put up the scheme for OPGW on existing lines in respective RPCs. Accordingly, the agenda was discussed in 8th NER CPM dtd. 28.07.2025 (MoM attached as **Annexure C**). Further, this agenda was discussed in the 32nd NETeST meeting held on 29.08.2025, in the meeting it was deliberated that the forum advised CTU regarding the OPGW implementation, the details regarding the mode of implementation and financial estimates for above ISTS lines shall be worked out and shared with NERPC. Further suggested to obtain confirmation from the ER Region for the portion of 400 kV Binaguri–Alipurduar line.

In view of above, the scheme for OPGW laying on existing ISTS lines which aren't having OPGW in NER region as per scope mentioned in S.no. 1 is put up for kind review of NERPC and this shall be put up for NCT approval after RPC review.

Placed for approval of TCC.

3.3. Installation of DTPC for Protection Scheme and Replacement of Control & Relay Panels for R&M of EHV Sub-Stations in Nagaland.

DoP Nagaland informed that the power infrastructure in Nagaland has been undergoing a significant transformation and development to meet the growing

energy demand, ensure grid reliability and modernizing outdated systems over the last few years. As part of this transformation, several new Extra High Voltage (EHV) substations are being constructed or planned out across the state to cater the increasing electricity demand and integration of power from renewable and central sector projects.

While infrastructure expansion is underway, the protection and control systems at many substations still remain outdated. Most of the existing EHV substations in the state were commissioned decades back and still use outdated protection, Control and Relay (CR) Panels and rely on Power Line Carrier Communication (PLCC) systems for communication which has in turn become inadequate to meet the requirements of a modern, fast-responding and resilient transmission system. At present, the existing PLCC is used only for basic Speech + Data functions thereby hindering execution of fast and coordinated protection schemes across its network. Furthermore, the absence of remote monitoring and diagnostic capabilities with the existing infrastructure also limits visibility at the State Load Dispatch Centre (SLDC). The North Eastern Regional Power Committee (NERPC) & North Eastern Regional Load Dispatch Centre (NERLDC) have also placed high priority on strengthening protection and telemetry schemes for ensuring full integration of all EHV substations into the regional protection and communication network.

In recent years, the Optical Ground Wire (OPGW) network and communication Systems has been implemented under NEFO and NERPSIP schemes covering several transmission lines and Sub-Stations in Nagaland. The remaining Transmission lines and sub-stations have also been covered under the scheme “Implementation of OPGW and Reliable Communication Scheme in Nagaland” sanctioned by PSDF. Leveraging the OPGW infrastructure, the adoption of **Digital Tele-Protection Couplers (DTPCs)** will greatly enhance protection performance and system reliability by enabling end-to-end tele protection over a secure and fast communication channel. Also, taking into consideration the rugged geography of Nagaland where accessibility to remote sub-stations remains a challenge and monsoon disrupts power lines

frequently and with the increasing number of substations, DTPC-based protection scheme compatible both to OPGW and PLCC(as back up) shall ensure robust grid performance and protection.

The existing Control and Relay Panels in most of the existing EHV sub-stations in Nagaland have been in service for a very long time and become technically obsolete and is not compatible to integrate with SAS/SCADA Systems for future requirement. As most of the EHV sub-stations will soon be covered with OPGW connectivity and communication network, the upgradation to Automated Control and Relay Panels have become essential. The modernization of control room through automated Control and Relay panels will enable real-time monitoring, rapid fault detection and isolation and remote operational capabilities thereby ensuring better system stability and strengthening network reliability.

The project has been recommended during the 59th & 64th PCC Sub-Committee meeting of NERPC on account of System Stability.

The proposal "Installation of DTPC for Protection Scheme and Replacement of Control & Relay Panels for R&M of EHV Sub-Stations in Nagaland" consists of following scope of works:

a) Installation of DTPCs at 132kV and 66kV sub-stations for end-to-end tele protection compatible both to OPGW and PLCC (as back up) across Nagaland.
b) Replacement of existing 132kV, 66kV and 33kV Control & Relay Panels by new Control & Relay Panels with Automation System.

The project has been conceptualized and proposed with the following **Goals & Objectives:**

i. Implementation of Autoreclose and carrier aided protection in the lines.
ii. Facilitate accurate and fast isolation of faults through DTPCs thereby reducing risk of blackouts, widespread outages and safeguarding EHV transmission infrastructure.
iii. The superior selectivity and sensitivity offered by DTPCs will ensure rapid and precise exchange of protection signals between remote ends,

significantly reducing fault clearing times and minimizing system downtime thereby improving overall system reliability.

iv. Modernize and strengthen the sub-station and transmission line performance in Nagaland by replacing outdated panels and protection devices in compliance with the existing national grid codes and standardized protection practices.

v. Upgradation of the Control Relay Panels with automation system at 132kV, 66kV and 33kV sub-stations shall enable real-time monitoring and remote operation thereby ensuring better system control and fault response times.

In view of the above considerations, the objective to strengthen the protection and control infrastructure of EHV sub-stations and transmission lines in Nagaland through "Installation of DTPC for Protection Scheme and Replacement of Control & Relay Panels for R&M of EHV Sub-Stations in Nagaland" with an estimated cost of **Rs. 8084.96 lakh** is submitted for implementation under PSDF funding. The matter was placed before 29th TCC & RPC for approval, wherein the forum referred to sub-committee for further deliberation.

The matter was placed in 228th OCCM wherein, the forum observed that the scheme is eligible for funding under the extant of PSDF guidelines. The forum in principle agreed for the same for implementation under PSDF funding. The forum advised Nagaland to send the DPR to PSDF secretariat after getting approval from ensuing RPC meeting.

Placed for approval of TCC

3.4. Bus Strengthening of 132kV and 33kV system at 132/33/11kV Kohima Sub-station

DoP Nagaland informed that the 132/33/11 kV Kohima Sub-station plays a vital role in Nagaland's power transmission network, acting as a key node for delivering power to the state capital and surrounding districts, including Tseminyu, Wokha , Phek, Meluri and Kiphire. The 132/33/11kV Kohima

Sub-station is connected to the grid through the 132kV Karong-Kohima, 132kV Dimapur PG-Kohima, 132kV Zhadima-Kohima and 132kV Meluri-Kohima Lines. The sub-station is also linked to the Doyang HEP through the 132kV Doyang-Sanis-Wokha-Chiephobozou-Zhadima-Kohima line and Likimro HEP through the 132kV Likimro-Kiphire-Meluri-Kohima line. The sub-station is linked to two(2) inter-state elements through the 132kV Karong-Kohima and 132kV Dimapur PG-Kohima lines. The sub-station not only plays an important role in system stability and reliability of Nagaland but also for Northern Part of Manipur State. Presently, the sub-station caters power to the entire State Capital with an existing load of approximately 45.6 MW. Kohima, the capital city of Nagaland state, has been selected in the list of Smart City Initiative by Government of India. As such, numerous socio-economic infrastructural developments are underway. Therefore, the Sub-station is expected to experience a substantial increase in loading due to increased load demand and capacity addition of upcoming generation sources. Besides the existing Likimro HEP (24MW), upcoming generation sources includes the proposed Tizu Valley HEP (24 MW), Zungki HEP (24 MW), Lower Tizu HEP (42 MW), Ponglefo HEP(1 MW), Lower Likimro HEP (8.1 MW) thereby cumulatively contributing an additional 123.1 MW to the grid. Consequently, the projected future loading on the 132/33/11kV Kohima sub-station is estimated to be around 190 MW.

The Sub-station presently operates on a Single Bus Bar arrangement and hence, the sub-station is highly vulnerable to disruptions. Any system breakdown or fault on the Bus leads to complete outage causing entire blackout of the state Capital severely disrupting essential public services, administrative operations, government functions and also affects the reliability and stability of power to its adjoining districts. There have been many incidents in the past where a fault on the Bus has led to blackout of the entire capital and its adjoining areas. This particular issue has been taken on a serious note by North Eastern Regional Power Committee (NERPC) & North Eastern Regional Load Despatch Centre –Grid India (NERLDC) and subsequently discussed multiple times at NER-Power Co-ordination

Committee (NER-PCC) & Operation and Co-ordination Committee (NER-OCC) meetings. During 54th, 55th, 56th, 57th and 58th PCC Meetings NERPC has strongly recommended for Bus Strengthening of 132kV and 33kV at Kohima sub-station. However, due to funding issues and space constraint, the proposed strengthening / upgradation could not be implemented. Strengthening of existing 132kV and 33kV Bus Bar from Single to Double busbar system is therefore vital to enhance system reliability.

The sub-station is also constrained in terms of available land for expansion and the aging switchgear components necessitates the need for a major upgradation to accommodate the future demand, improve fault tolerance and support modernization of the grid. Due to the hilly terrain of the sub-station, the 132kV bays at the sub-station are constructed at three different elevation levels in a cascading arrangement. On 28th June 2019, the Executive Director, NERLDC on his visit to 132/33/11 kV Kohima Sub-station also remarked on the limited space and congestion within the sub-station, noting that any future expansion and modification or strengthening would be challenging under the existing AIS setup. In 2024, the Department engaged M/s Hitachi Energy India Limited for conducting system Study of 132/33/11kV Kohima Sub-station. During their site visit, the firm observed the existing cascading layout of the 132kV bays and the space constraint of the sub-station and suggested for conversion of the existing 132kV AIS substation to Hybrid-GIS substation. Conversion of existing AIS Bays to Hybrid GIS not only offers the benefit of space optimization for construction of Double Bus Bar arrangement but also has the advantage of compactness, reduced maintenance cost and high reliability, making it a viable solution due to constrained space installations. The 33kV Hybrid-GIS arrangement at Kohima Sub-station will also increase reliability of the 33 kV voltage network and ensure better protection coordination with the 11 kV and LT levels.

Considering the existing load, future load demand and integration of upcoming Hydro Power stations projects, the bus loading is expected to touch

about 190MW. This will require replacement of ACSR Single Panther Bus with ACSR Twin Moose Bus, as the present bus is not sufficient to handle the projected load growth.

Further, The 132/33/11kV Kohima sub-station was commissioned during the 1980s and has been a vital infrastructure for power distribution in the State capital and adjoining areas since then. Given it's age, the existing control panels have been in service for a very long time and with the advancement in control panel automation system through Substation Automation System (SAS), modernization of control room with modern SAS will enable real-time monitoring, fault isolation and remote operation by integration with SCADA system thereby ensuring better system control and fault response times.

The proposal "Bus Strengthening of 132kV and 33kV system at 132/33/11 kV Kohima Sub-station" consists of following scope of works:

a) Conversion of 132 kV & 33kV AIS Bays to Outdoor Hybrid Gas-Insulated Sub-station (GIS).

b) Strengthening of the Existing 132 kV & 33kV Busbar from Single to Double Busbar Configuration.

c) Replacement of 132 kV & 33kV Busbar Conductor from ACSR Panther to ACSR Twin Moose conductor for 132kV system and ACSR Moose conductor for 33kV system.

d) Replacement of existing 132kV and 33kV Control Panels with 132kV and 33kV Control Panel with Automation System.

e) Substation Automation System (SAS).

The project has been conceptualized and proposed with the following **goals & objectives:**

i. The proposed strengthening of 132kV & 33kV bus shall enhance reliability of power to the State capital and it's adjoining areas.

ii. The Double Bus Bar scheme shall provide system redundancy and enable parallel operation and maintenance at both 132kV and 33kV levels thereby ensuring uninterrupted power supply and also minimize outage during contingency and scheduled maintenance.

iii. Hybrid GIS will reduce operation and maintenance cost as compared to AIS.

iv. Improved system design, support higher short-circuit levels and ease of future addition of new elements.

v. Up-gradation of busbar conductors will enhance load carrying capacity for projected load growth and integration of upcoming generation sources.

vi. Integration of SAS and SCADA systems through modernization of the Control Room of the 132/33/11kV Kohima Sub-station shall enable real-time monitoring, fault isolation and remote operation thereby ensuring better system control and fault response times.

In view of the above considerations, with the objective to enhance capacity, reliability, and resilience of power supply across Kohima by modernizing and upgrading the 132/33/11 kV Kohima Sub-station through the implementation of Hybrid GIS, double busbar configuration, and automation systems the proposal for "Bus Strengthening of 132kV and 33kV system at 132/33 kV Kohima Sub-station" with an estimated cost of **Rs. 5956.60 lakh** is submitted for consideration of funding under PSDF

The matter was discussed in 29th TCC and RPC meeting wherein it was referred to sub-committee for detailed deliberation.

The matter was placed in 228th and 229th OCCM wherein_NERLDC informed that as per study, upgradation of Bus conductor is required keeping in view the future load flow through this substation. Further, NERLDC suggested that since the substation is critical one, serving the capital area, the bus scheme may be upgraded to Double Mian Bus scheme to improve reliability.

The OCC forum approved the upgradation of Bus conductor along with converting the Bus scheme to Double Main scheme and proposed for PSDF funding for the same.

Placed for approval of TCC

3.5. Roster for next TCC/NERPC Meeting -NERPC

As members of NERPC are aware that TCC & NERPC are being hosted by constituents on rotation basis. In this regard 31st, 32nd and 33rd meetings have been proposed as:

Sr. No.	Meeting	Hosted by
1.	31st TCC/NERPC Meeting	Mizoram
2.	32nd TCC/NERPC Meeting	Tripura
3.	33rd TCC/NERPC Meeting	OTPC
4.	34th TCC/NERPC Meeting	NVVN

For kind approval/information.

4. PART C: COMMERCIAL ISSUES

4.1. Long Pending Dues Payable by Manipur State Power Company Ltd. -Powergrid

Power Grid Corporation of India Limited (POWERGRID) has successfully implemented the Main SCADA EMS System for the SLDCs of Manipur under the project titled *"Expansion/Upgradation of SCADA/EMS System of SLDCs of North Eastern Region."* Additionally, POWERGRID has commissioned the State Sector Communication Links under the project *"Establishment of Fiber Optic Communication System under Wide Band Communication Expansion Plan in North Eastern Region."*

Following the receipt of approved tariff from the Hon'ble Central Electricity Regulatory Commission (CERC), POWERGRID commenced billing on MSPCL in accordance with the applicable tariff regulations and CERC orders for the aforementioned systems.

Despite continuous follow-ups by POWERGRID and repeated discussions in various Commercial Coordination Sub-Committee meetings—where even the forum urged MSPCL to settle the dues, however, no payment has been received from MSPCL. This has led to the accumulation of significant outstanding dues.

Status of Outstanding Dues Payable by MSPCL (as on 24.10.2025):

(All Figures in Rs.Cr.)

Name of the entity	**Total dues**	**Total dues > 45 days**	**Remarks**
MSPCL, Manipur	**14.91**	**14.4**	*Approx. 16 months receivables (outstanding Non POC arrear bills and*

			Surcharge of NON Poc bills pertaining to FY:2024-25 & FY:2025-26)

In view of the above, the accumulation of such substantial outstanding dues is adversely impacting POWERGRID's financial obligations and operations. It is once again requested that MSPCL urgently liquidate the long-pending dues against Non-POC bills, which are also subject to audit observations.

TCC may deliberate.

4.2. Inclusion of HPX in various NERPC forum as non-member Participants

Hindustan Power Exchange Ltd. (HPX) is one of the prominent entities in the Indian power market. It commenced operations in July 2022 after obtaining the requisite approval of the Central Electricity Regulatory Commission (CERC). Subsequently, HPX, vide its letter No. HPX/CEA dated 13th August 2025 (attached at Annexure 5.1.1), has requested the Chairperson, Central Electricity Authority (CEA), to allow HPX to participate in the Regional Power Committee (RPC)deliberations as a non-member participant. Considering that inputs from the power market can provide valuable insights and prove beneficial to all constituents of NERPC; Accordingly, it is proposed that Hindustan Power Exchange Ltd. may be included as a non-member participant in various NERPC forums.

As deliberated in the 56th CCM (deliberation enclosed at **Annexure 4.2**) where the forum agreed in principle for inclusion of HPX in NERPC forums as a non-member participant. Hence, the matter has been placed before the TCC forum for further deliberation.

TCC may deliberate.

4.3. Requirement of Additional Software module for Implementation of CERC Regulations and Smooth Processing of Commercial Accounts

With the recent amendments in regulations, certain provisions such as compensation due to part-load operation of generating stations, preparation of RTDA (Regional Transmission Deviation Account), and issuance of REA (Regional Energy Account) have necessitated modification or additional module in the existing commercial accounting software suite. These changes are essential to ensure accurate computation, smooth processing, and timely issue of commercial accounts in compliance with the revised framework.

In view of the scope and complexity of the amendments, the existing AMC support hours are insufficient to accommodate the additional development, testing, and validation efforts required. Enhancement of AMC support has therefore become necessary to incorporate the mandated changes in coordination with the software vendor. This will also ensure timely resolution of issues, continuity of operations, and avoidance of delays in commercial settlements.

Accordingly, it is proposed that additional Software or AMC support hours may be approved for implementation of the required changes and for strengthening the system to handle future amendments effectively.

As deliberated in the 56th CCM, the matter is to be placed before the TCC forum for approval.

Placed for approval of the TCC

4.4. Quarterly expenditure of Board Fund and Establishment Fund:

A. NERPC Board Fund Quarterly expenditure for Q1 and Q2 of FY 2025-26

Details of Expenditure from Board Fund from April 25 to September 25 (in thousands INR)				
Sl. No.	Head	Actual Expenditure from April 25 to June 25 (FY 2025-26)	Actual Expenditure from July 25 to September 25 (FY 2025-26)	Total Expenditure Upto September-2025
1	Meetings	736.187	2856.591	3592.778
2	Outsourcing salary/wages	258.249	257.394	515.643
3	DTE	0	0	0
4	Internet	12.39	135.897	148.287
5	Conveyance+Honoratium	10	15	25
6	Misc. (New Vehicle and Guest house rent)	54.48	3863.756	3918.236
	Total	**1071.306**	**7128.638**	**8199.944**

B. NERPC Establishment Fund Quarterly expenditure for Q1 and Q2 of FY2025-26

Details of Expenditure from Establishment Fund from April 25 to September 25 (in thousands INR)					
Sl. No.	Head	Proposed Budget Estimates 2025-26) in thousands INR	Actual Expenditure from April 25 to June 25 (FY 2025-26)	Actual Expenditure from July 25 to September 25 (FY 2025-26)	Total Expenditure Upto September-2025
1	Medical	1000.000	93.308	27.151	120.459
2	Domestic Travelling Allowances	2500.000	1067.403	1,124.11	2191.514
3	Fuels and Lubricants	500.000	109.126	93.326	202.452
4	Printing Publication	0.000	0.000	0.000	0.000
5	Advertising and Publicity	0.000	0.000	0.000	0.000
6	Professinal Services	10.000	0.000	0.000	0.000
7	Office Expenditure	16000.000	2807.903	3,317.39	6125.292

8	Minor Work	6000.000	88.500	3,920.57	4009.074
Total		**26010.000**	**4166.240**	**8482.551**	**12648.791**

This is for information.

4.5. NERPC Board Fund Contribution status for FY 2024-25 reg.

All the beneficiaries of NERPC have paid their dues for NERPC Board Fund Contribution FY 2024-25.

This is for information.

4.6. The status of payment of Establishment Fund for FY 2024-25:

A. Regular Members:

All the beneficiaries of NERPC Except following beneficiaries have paid their dues for NERPC Establishment Fund Contribution FY 2024-25.

F.Y 2024-25					
	Constituents	**Status of Payment**		**Constituents**	**Status of Payment**
1	APGCL	Due	4	TPTL	Due
2	MePGCL	Due	5	TPGCL	Due
3	MSPCL	Due	6	MSPDCL	Due

B. Non-Member Participants:

All the Non-Member beneficiaries of NERPC have paid their dues for NERPC Establishment Fund Contribution FY 2024-25.

Constituents may update the status of payment

4.7. NERPC Board Fund Contribution status for FY 2025-26 reg.

A. Regular Members:

All the beneficiaries of NERPC Except following beneficiaries have paid their dues for NERPC Establishment Fund Contribution FY 2025-26.

F.Y 2025-26					
	Constituents	**Status of Payment**		**Constituents**	**Status of Payment**
1	Manipur/MSPDCL	DUE	2	Mizoram	DUE

B. Non-Member Participants:

All the Non-Member beneficiaries of NERPC have paid their dues for NERPC Bund Fund Contribution FY 2025-26.

This is for information

4.8. The status of payment of Establishment Fund for FY 2025-26:

A. Regular Members:

All the beneficiaries of NERPC Except following beneficiaries have paid their dues for NERPC Establishment Fund Contribution FY 2024-25.

F.Y 2025-26					
	Constituents	**Status of Payment**		**Constituents**	**Status of Payment**
1	APGCL	DUE	4	AEGCL	DUE
2	MSPDCL	DUE	5	NVVN	DUE
3	MSPDCL	DUE	6	TPTL	DUE
			7	TPGCL	DUE

B. Non-Member Participants:

All the Non-Member beneficiaries of NERPC Except following have paid their dues for NERPC Establishment Fund Contribution FY 2025-26.

Constituents	Status of Payment
NER-II TL(Indigrid)	DUE

Constituents may update the status of payment

4.9. The status of audit of Establishment Fund and Board Fund for FY 2023-24 and 2024-25

The NERPC Secretariat currently maintains two separate funds:

1. NERPC Secretariat Establishment Fund, and
2. NERPC Board Fund.

In line with the approval granted during the 26th TCC/NERPC meeting, the NERPC Secretariat engaged consultancy services with expertise in finance and accounting to assist in the management of these funds. As a result, an audit was successfully completed by a **Chartered Accountant (CA**) for the following periods:

- NERPC Board Fund was audited for the period 1st April 2024 to 31st March 2025 and audit report is enclosed at **Annexure 4.9a**
- NERPC Secretariat Establishment Fund was audited for the period 1st October 2023 to 30th March 2025 and audit report is enclosed at **Annexure 4.9b**

As per Standard Operating Procedure (SOP) for Budget and expenditure of RPCs approved by Chairman CEA and NERPC CBR-2024, Internal Audit for Establishment fund needs to carried out by the Director level officer. Internal Audit for Establishment fund by Director Level officer was carried out up to March-2025 (Audit Report is enclosed at **Annexure 4.9c**).

Further, in 26th TCC/NERPC it was decided that to facilitate an external audit of the above-mentioned funds, the NERPC Secretariat proposes that constituent members to nominate officers to form the audit committee.

Subsequently, Shri Navajyoti Gogoi, DGM (Tech), Commercial, NEEPCO. Shri M. Kharkongor, AAO, MeECL,Shri Rahul Kabra, Officer, Finance and Account, PowerGrid has conducted the external audit on 6th and 7th October-2025 (Audit Report is enclosed at **Annexure 4.9d**).

Summary of major observation received from the various audit team After the Audit NERPC Secretariats and status of that observation is as follow.

Sr. No.	Fund	Audit Observation	Audit by	Current Status
1	Board Fund	Non-Deduction of GST/TDS of vendor as per GST Act section-51	CA Firm	Under Implementation
2	Establishment Fund	Non-Deduction of GST/TDS of vendor as per GST Act section-51	CA Firm	Under Implementation
3	Establishment Fund	There is no provision of Casual leave for contractual employee at NERPC.	Internal Audit	Under Implementation
4	Establishment Fund	DG set running hours record not maintained.	Internal Audit	Implemented (Log Register Opened in September-2025)
5	Establishment Fund	Entry of A/C bank charge not made in establishment fund expenditure register	Internal Audit	Under Implementation
6	Establishment Fund	Details of vendors such as vendor address, vendor name, bill no.	Internal Audit	Noted for future and now it is being complied.

		bill date not entered in Assets register		
7	Establishment Fund	Tour program approved after the tour is completed	Internal Audit	Noted for future and now it is being complied.
8	Board Fund	Budget estimate and utilization files along with papers need to be maintained	External Audit	Under Implementation
9	Board Fund	Maintain all receipt and Expenditure records in cashbook register.	External Audit	Under Implementation
10	Board Fund	Maintain all receipt and Expenditure records in Excel.	External Audit	Under Implementation
11	Board Fund	All original documents such as vouchers, bills, receipts need to maintain in folder.	External Audit	Noted for future and now it is being complied.
12	Establishment Fund	Budget estimate and utilization files along with papers need to be maintained	External Audit	Under Implementation
13	Establishment Fund	Maintain all receipt and Expenditure records in cashbook register.	External Audit	Under Implementation
14	Establishment Fund	Maintain all receipt and Expenditure records in Excel.	External Audit	Under Implementation

15	Establishment Fund	All original documents such as vouchers, bills, receipts need to maintain in folder.	External Audit	Noted for future and now it is being complied.

This is for information.

4.10. Approval for procuring service for deployment of 13 no. of outsource staff and 09 nos. Security Staff for NERPC Secretariat

The North Eastern Regional Power Committee (NERPC) Secretariat was established under Parliamentary Resolution No. 23/1/2004-R&R and its subsequent amendments to facilitate power sector–related activities in the North Eastern Region. As per CEA Order No. CEA-SY-13-30/1/2023-Adm. (Coord.) dated 29/01/2024, the revised non-CPES officials sanctioned strength of the NERPC Secretariat is 12, out of which 4 posts are presently vacant.

To ensure continuity of work and to discharge essential functions in the absence of regular staff, NERPC has been engaging outsourced personnel. At present, 9 outsourced staff of various skill sets are deployed. Further, to ensure the safety and security of the property, employees, visitors, and all physical assets within the office NERPC secretariats has deployed total 8 no. of Security guard vide order Contract and same will expire on 30/11/2025.

An internal committee has been formed vide Office order no. NERPC/Order/2025/1818-1820 dated 19/08/2025 to assesses the present requirement of Office outsourced staff and security personal. Following was recommended by the committee.

1. The committee has assessed the present manpower requirement and recommends that a fresh contract may be finalized for providing 13 nos. of outsource staff based on the requirement of the office.

2. The committee has assessed the present Security Staff requirement and recommends that a fresh contract may be finalized for providing 09 nos. of Security staff based on the requirement of the office

The monthly recurring expenditure for providing 13 nos. of outsource staff is estimated around ₹ 4 lakhs, which will be met from the NERPC Establishment Fund.

The monthly recurring expenditure for providing 9 nos. of security staff is estimated around ₹ 3.75 lakhs, which will be met from the NERPC Establishment Fund.

In line with the prescribed procurement procedure, service for deployment of 13 no. of outsources staff and 09 nos. Security Staff for NERPC Secretariat would be procure through the Government e-Marketplace (GeM) portal

TCC may Deliberate.

5. PART D: ITEMS FOR INFORMATION/UPDATE

5.1 Strengthening of 220 kV BTPS–Agia DC Line by AEGCL

The current Total Transfer Capability (TTC) of the North Eastern Region (NER) is being restricted due to high loading on the following transmission lines under the N-1 contingency condition of the 400 kV Bongaigaon–Azara line:

- 220 kV Balipara–Sonabil DC
- 220 kV BTPS–Agia DC

Considering future scenario, with the anticipated commissioning of 400 kV substations at Rangia, Sonapur, and Khumtai, as well as 220 kV substations at Agamoni, Sankardev Nagar, and Bihpuria, system studies suggest that the 220 kV Balipara–Sonabil DC and the 220 kV BTPS–Agia DC will continue to remain major constraints in enhancing the import TTC of the NER.

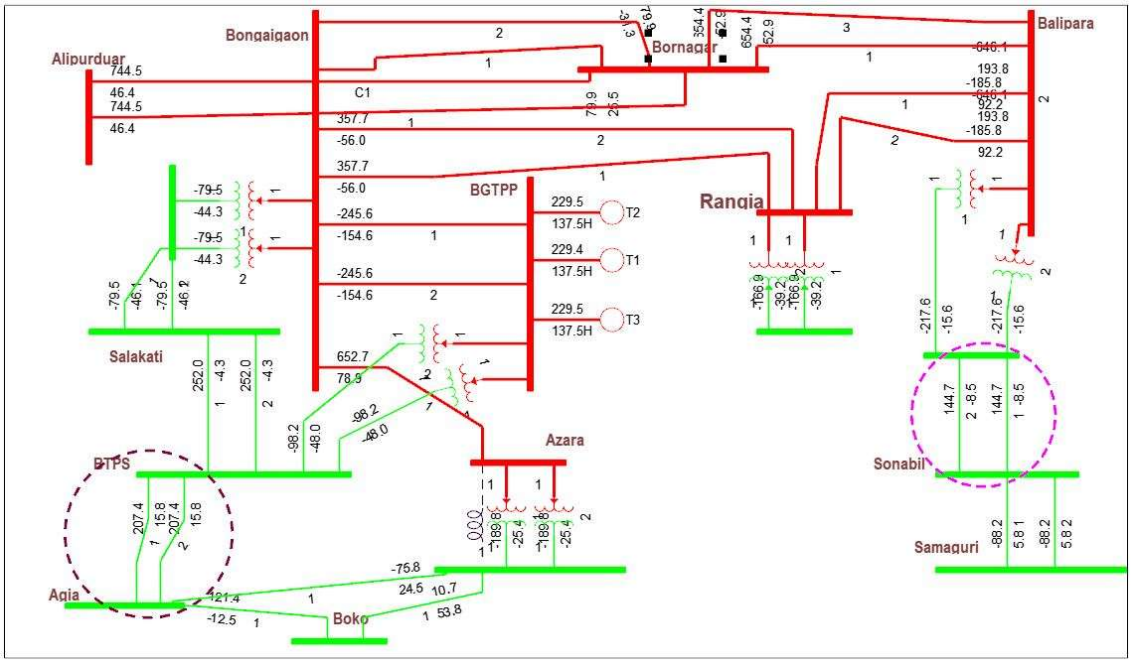

Figure-1.: Future scenarios (2029-30) of NER power system

While the strengthening of the 220 kV Balipara–Sonabil D/c line has already been approved in the C-METS forum, the strengthening of the 220 kV BTPS–

Agia D/c line, under the scope of AEGCL. As per the deliberations of the 228th OCC meeting dated 25.07.2025, AEGCL informed that study has been done and waiting for fund approval andwork to start next year

In light of the above and considering both present and future system constraints, AEGCL is kindly requested to expedite the reconductoring of the 220 kV BTPS–Agia DC at the earliest to ensure reliable and secure operation of the NER power system.

AEGCL may update

5.2 Early commissioning of second Ckt of 132kV Loktak – Ningthoukhong and restoration of 132 kV Jiribam-Rengpang line

The 132 kV Loktak–Ningthoukhong transmission line is facing multiple interruptions over the past few months. As communicated by SLDC Manipur, the primary cause of these interruptions has been jumper snapping due to high loading. Consequently, SLDC Manipur has advised restricting the loading on the 132 kV Loktak–Ningthoukhong line to below 55 MW. Details of Tripping of 132kV Loktak – Ningthoukhong line is given below:

SL No	Element Name	Outage Date	Outage Time	Revival Date	Revival Time	Indication Details (End1)	Indication Details (End2)
1	132KV-Loktak-Ningthoukhong-1	25/Sep/2025	05:31	25/Sep/2025	14:20	No tripping	Earth fault
2	132KV-Loktak-Ningthoukhong-1	21/Sep/2025	12:38	21/Sep/2025	13:16	Z-1,4.9KM, OC, RY Ph	Z-1.OC.EF,A B Ph, 5.108KM

3	132KV-Loktak-Ningthoukhong-1	13/Aug/2025	08:44	13/Aug/2025	12:34	Earth fault	Details awaited
4	132KV-Loktak-Ningthoukhong-1	11/Aug/2025	17:38	12/Aug/2025	12:37	D/P,Z-1,7.1 kM	Yph,Eph,2.7 kM
5	132KV-Loktak-Ningthoukhong-1	27/Jul/2025	02:04	28/Jul/2025	15:43	No tripping	Earth fault
6	132KV-Loktak-Ningthoukhong-1	06/Jul/2025	19:28	07/Jul/2025	15:58	B phase, Z-1, 7.5 km	B phase, Z-1, 2.7 km
7	132KV-Loktak-Ningthoukhong-1	20/Jun/2025	03:52	20/Jun/2025	05:12	Z3, O/C, A-B ph, 42.25 kM	Z4, 21.30 kM, E/F
8	132KV-Loktak-Ningthoukhong-1	09/Jun/2025	13:34	09/Jun/2025	15:20	Zone 2, 11.85km, B Phase, EF/OC	Zone 4,Phase ABC, OC

The loading of the 132 kV Loktak – Ningthoukhong line can managed by backing down generation from the Loktak HEP to 70 MW (around 35 MW generation backdown), which is one of the most economical sources of power in the NER. However, curtailing this clean and cheap hydro power is not a sustainable solution, as it would undermine the optimal utilization of valuable national hydro resources.

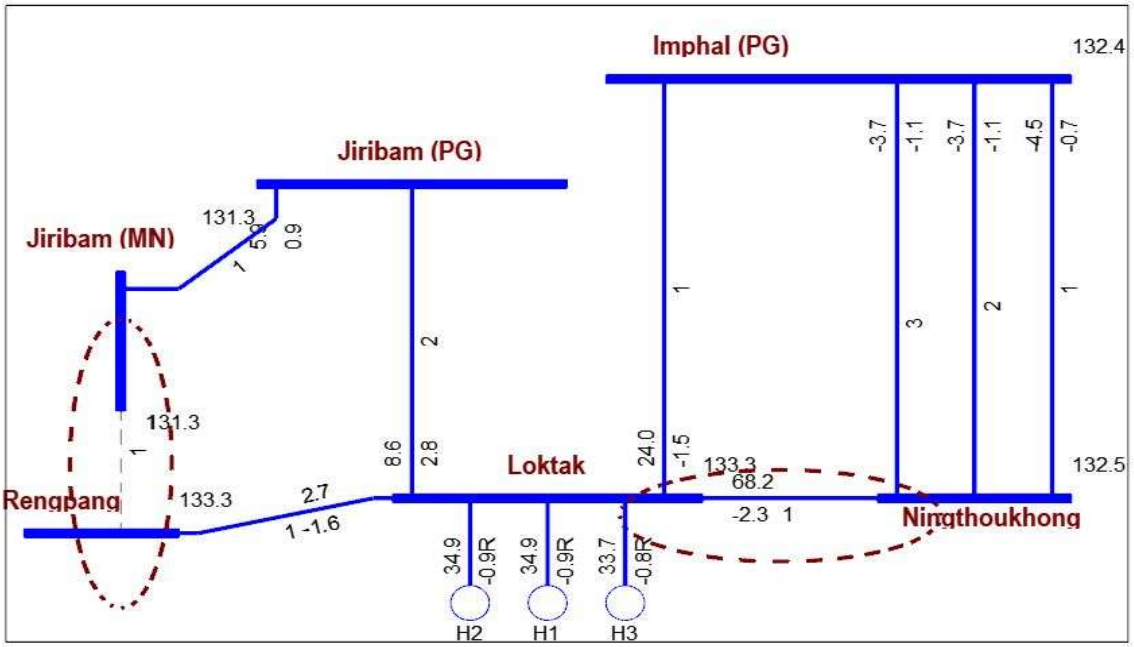

Figure-2.: Evacuation path of Loktak HEP

To address this critical issue, the following measures were recommended during the 231st Operation Coordination Committee (OCC) Meeting:

1. Early commissioning of the second circuit of the 132 kV Loktak – Ningthoukhong line.
2. Revival of the 132 kV Jiribam – Rengpang transmission line.
3. Strengthening of jumpers of 132 kV Loktak – Ningthoukhong transmission line

In light of the above, SLDC Manipur is requested to kindly provide the present status of:

- Commissioning of the second circuit of the 132 kV Loktak–Ningthoukhong line, and
- Restoration of the 132 kV Jiribam–Rengpang transmission line.
- Strengthening of jumpers of 132 kV Loktak – Ningthoukhong transmission line

An update in this regard will help in taking further necessary actions to ensure reliable and secure operation of the grid.

Manipur may Update

5.3 Early commissioning of 2nd circuit of 220 kV Mariani (PG)–Mariani (AS) Line

On 19th August 2025, 220 kV Mariani (PG) – Mariani (AS) Transmission Line recorded a loading of 233 MW. The said line continued to remain loaded above 200 MW throughout the peak demand period on 20th August 2025. Due to this persistent overloading, a hotspot developed at the 220 kV bay at Mariani (AS), ultimately necessitating emergency shutdown of the line on 19th, 20th, 21st and 22nd August 2025. It was further observed that lower generation within Upper Assam (NTPS, LRPP and NRPP plants) contributed significantly to the excessive loading of the said transmission line

The repeated emergency shutdown of the 220 kV Mariani (PG)–Mariani (AS) line has not only compromised the reliability of the Upper Assam system under N-1 contingency conditions, but has also resulted in increased loading of the 220 kV Balipara–Sonabil DC line, thereby adversely affecting the reliability of power supply to the capital city of Assam.

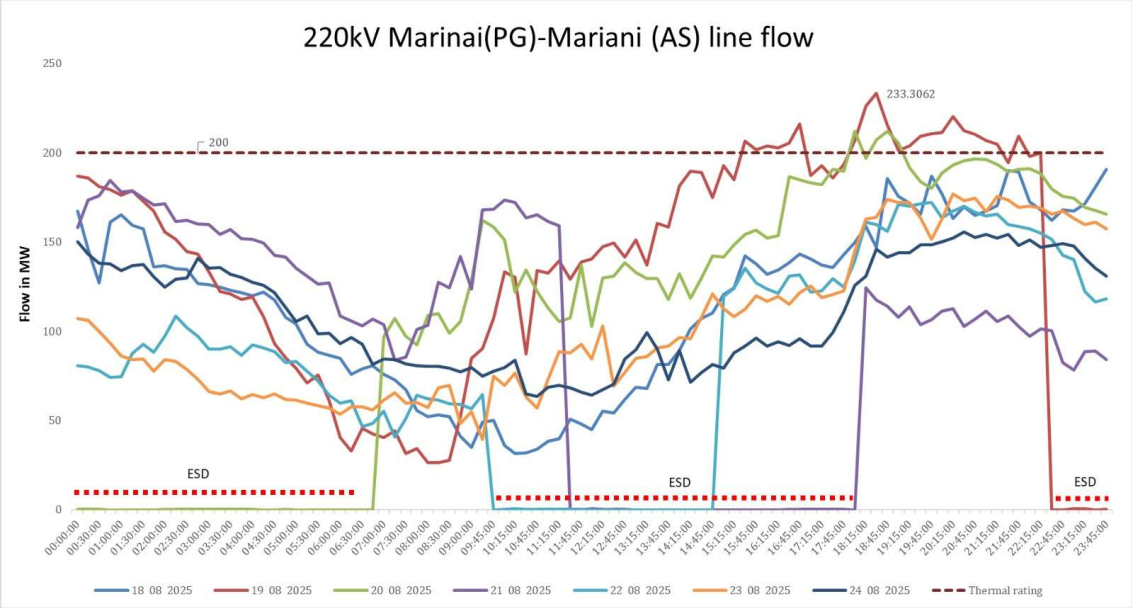

Figure-3: Power flow through 220 kV Mariani (PG) – Mariani (AS) line

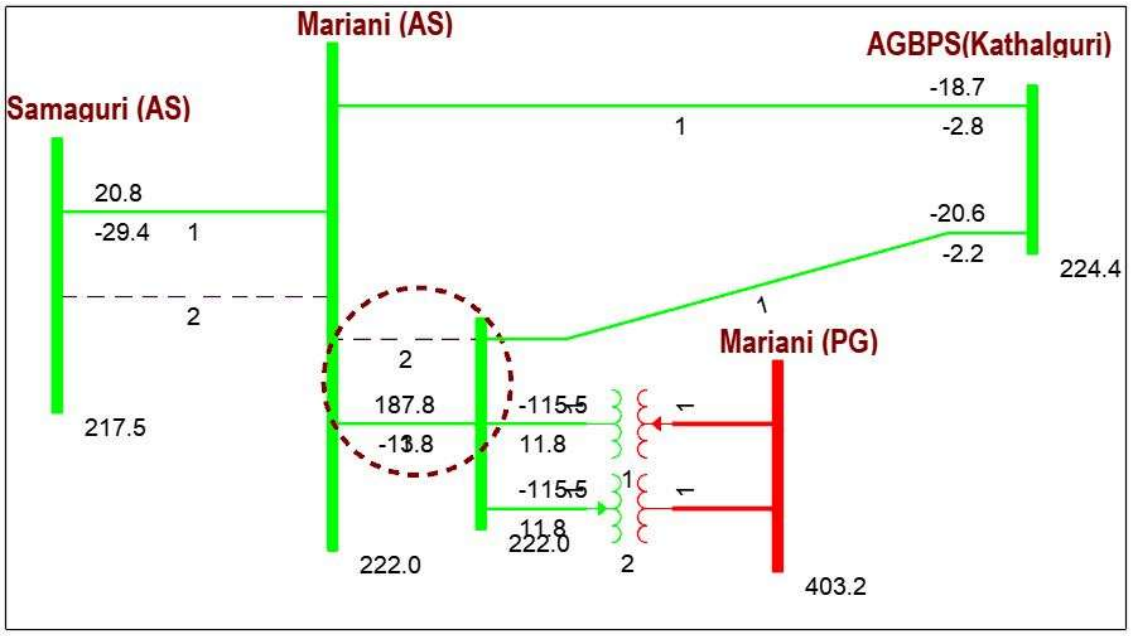

Figure-4: Connectivity of 400/220 KV Mariani (PG) with Upper Assam system

With the availability of the 400 kV Mariani (PG) system, additional power import into Upper Assam is expected during high demand scenarios or low generation within Upper Assam system. Therefore, strengthening of the 220

kV Mariani corridor has become imperative to ensure a reliable and secure power supply to the Assam power system.

In view of the above, and to keep Assam system secure and reliable, following measures are required to be taken on urgent basis:

1. Early commissioning of the second circuit of the 220 kV Mariani (PG) – Mariani (AS) Transmission Line by AEGCL.
2. Bay upgradation of 220 kV Mariani (PG) – Mariani (AS) Transmission Line at Mariani (AS) –Shall be done by PGCIL

As per deliberation of 230th OCC meeting dated 19.09.2025, AEGCL informed, regarding the second circuit of 220kV Mariani (PG)-Mariani (AS) line, that survey has been done and some modifications are required to be done in the LILO portion. Also, PowerGrid assured to upgrade the bay equipment's at Marinai(AS) end shortly.

AEGCL and Powergrid is requested to update the Present status.

5.4 Early commissioning of 400/220 kV Rangia substation and the associated transmission infrastructure

The loading on 220 kV Rangia-BTPS D/C is not N-1 compliant for most of the time during peak demand period. Tripping of any one circuit of 220 kV Rangia-BTPS D/C would lead to grid disturbance in these areas. Since August 2025, four grid disturbances have occurred in the Rangia area, resulting in an load loss in the tune of 160-250 MW. The details of these disturbances are provided below:

Sl No	Areas	Event Date & Time	Restoration Date & Time	Load Loss in MW

1	Rangia(old), Kamalpur, Sipajhar & Tangla areas of Assam & Motonga & and radially connected substations at Bhutan system	05-08-2025 15:40	05-08-2025 16:20	160
2	Rangia(new),Rangia(old), Amingaon, Kamalpur, Sipajhar,Tangla, Nalbari and Nathkuchi areas of Assam	12-08-2025 21:25	12-08-2025 22:22	250
3	Rangia(new),Rangia(old), Nalbari, Nathkuchi, part load of Bornagar, part load Shishugram, Sipajhar, Tangla, Amingaon, Kamalpur and Hajo areas of Assam	13-09-2025 02:19	13-09-2025 02:38	170
4	Rangia(new), Rangia(old), Nalbari, Nathkuchi, part load of Bornagar, part load Shishugram, Tangla, Amingaon, Kamalpur & Hajo areas of Assam and radially connected substations at Bhutan system	14-10-2025 13:01	14-10-2025 13:21	191

Apart from that, Rangia and Bongaigaon area of Assam Power system are facing severe low voltage issues.

To address these challenges, early commissioning of the approved 400/220 kV Rangia Substation and its associated transmission infrastructure is crucial. As per the deliberations of the 29th NERPC Meeting, Assam informed the forum that the 400 kV Rangia Substation is expected to be commissioned by July 2026.

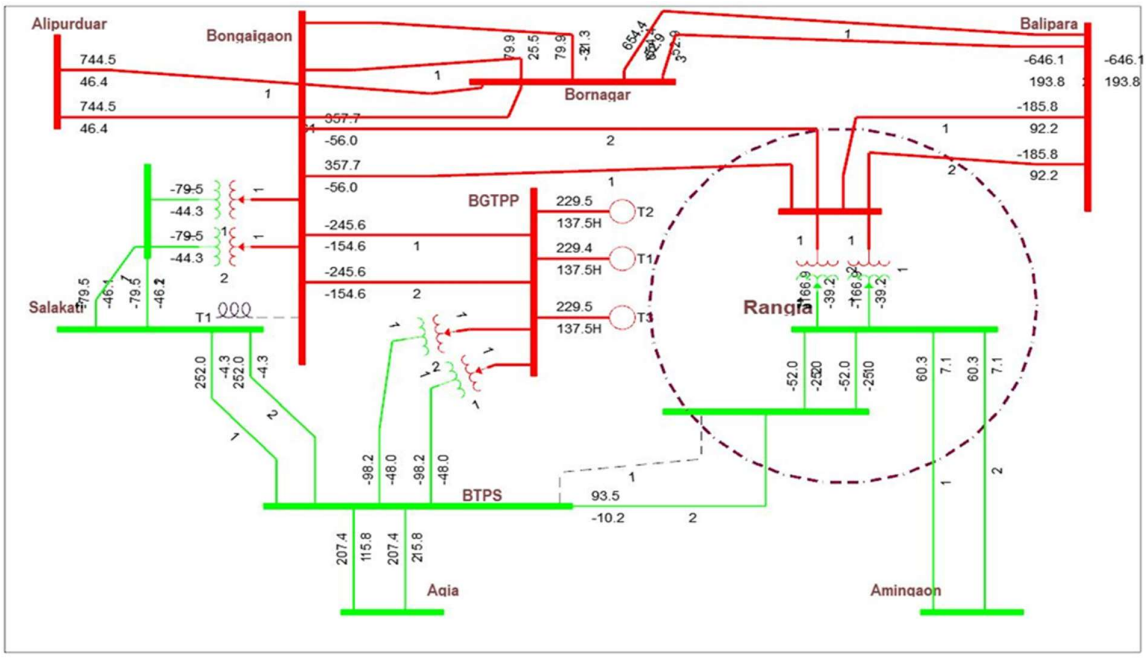

Figure-5.: Future scenarios (2029-30) of Assam power system

AEGCL is requested to expedite the commissioning of the 400/220 kV Rangia Substation and the associated transmission infrastructure well in advance of the peak summer of 2026, in order to enhance grid reliability and voltage stability in the Rangia and Bongaigaon areas of the Assam power system.

AEGCL may update the status.

5.5 Commissioning of 400 kV Transfer Bus at Kameng HEP -NERLDC

400 kV substation at Kameng has been in operation since March 2019. As per the approved scheme, the 400 kV bus configuration follows a Double Main and Transfer Bus arrangement. However, it is observed that since its inception, the 400 kV Transfer Bus at Kameng HEP has not been commissioned, even after more than six years of the commissioning of the 400/132 kV substation. The absence of the Transfer Bus is adversely impacting grid reliability, particularly during maintenance activities, and poses operational challenges.

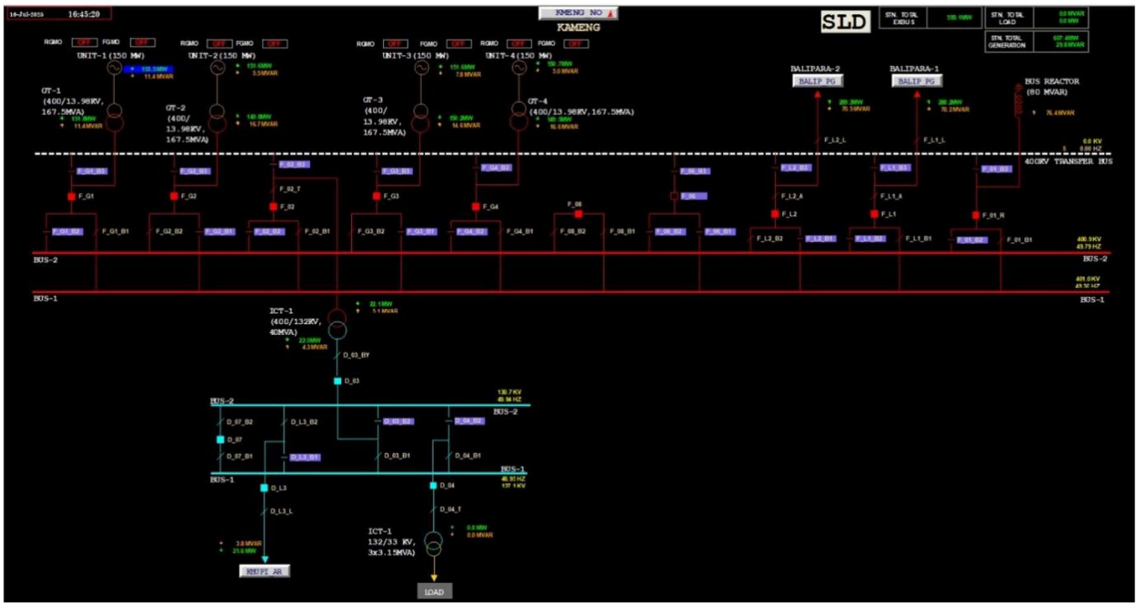

As per deliberation of 228th OCC meeting dated 25.07.2025, NEEPCO informed that the transfer Bus has not been operational since the CoD of the station due to disagreement with the OEM (BHEL) on the design related matter. He added that BHEL has recently agreed on the design as proposed by NEEPCO and the work will start shortly. Further he informed that the work will tentatively be completed by March'26.

NEEPCO is requested to provide the current status for commissioning 400 kV Transfer Bus at Kameng HEP.

NEEPCO may update.

6. PART E: ITEMS IRECOMMENDED FOR REFERRAL TO SUB-COMMITTEE

6.1 Restringing of Kiphire-Meluri-Kohima 132 kV S/c line with conductor of existing ampacity along with upgradation of requisite bay equipment.

The 132kV Kiphire-Meluri-Kohima S/C Transmission line which was commissioned in the year 1996 with a line length of approximately 121 km serves as the primary source for providing power supply to the Districts of Phek, Meluri and Kiphire. This transmission line

feeds the 132/33kV, 12.5MVA Meluri Sub-station and the 132/66/33kV, 3x10MVA Kiphire Sub-station and also acts as the main source of power evacuation for the state owned 24MW Likimro Hydro Electric project. Power generated from the 24MW Likimro HEP is integrated into the Kohima Load Center, which functions as a critical transmission corridor in supplying power to several districts including the State Capital.

After nearly three decades of service, this transmission line has significantly aged and degraded. The physical condition of the conductors, insulators and jumpers has significantly deteriorated over time resulting in frequent faults caused by snapping of conductors, breakage of jumpers and failure of porcelain disc insulators. These faults has led to multiple outages and grid disturbances thereby affecting the power availability and stability to Phek, Meluri and Kiphire Districts and also affects the power evacuation from Likimro HEP.

Given the importance of this line for power evacuation from Likimro HEP and supply to the critical Load Center of Kohima, any prolonged fault can significantly impact the state's power system. Due to the lengthy transmission line (121 km) passing through dense forests of hilly and remote terrains of the State, in the event of a prolonged fault, the only available alternative supply route for these Districts is the 66kV Tuensang-

Kiphire line which is inadequate and unreliable given its limited capacity and poor line availability. The line is expected to experience a substantial increase in loading due to increased load demand and capacity addition of the upcoming generation sources which includes the proposed Tizu Valley HEP (24 MW), Zungki HEP (24 MW), Lower Tizu HEP (42 MW), Lower Likimro HEP (8.1 MW) in addition to the existing Likimro HEP (24MW) and Ponglefo (1 MW) thereby cumulatively contributing 123.1 MW to the grid.

Hence, the proposed restringing and strengthening of the Kiphire-Meluri-Kohima 132 kV S/c line with conductor of existing ampacity is imperative for maintaining system reliability and ensuring stable power supply across several regions of the State.

The proposal "Restringing of Kiphire-Meluri-Kohima 132 kV S/c line with conductor of existing ampacity along with upgradation of requisite bay equipment (121km)" consists of following scope of works:

c) Restringing of Kiphire-Meluri-Kohima 132 kV S/c line with conductor of existing ampacity.

d) Upgradation of Requisite Bay equipment at 132/33kV Kohima, Meluri and Kiphire sub-station.

The project has been conceptualized and proposed with the following **goals & objectives:**

vi. Restringing of the Transmission Line will improve Grid reliability by reducing the frequency and duration of line faults.

vii. Reliable power evacuation path for the State owned 24MW Likimro Hydro Electric Project thereby supporting a safe and reliable integration of the energy source into the Grid.

viii. Stable power supply to Phek, Meluri and Kiphire Districts of Nagaland.

ix. Upgradation of bay equipment and restringing of conductors will enable reduction of technical faults, better operational efficiency and safety across the transmission line.

x. The proposal shall contribute toward achieving the mandates of the CEA Grid Standards and the CEA (Measures relating to Safety and Electric Supply) Regulations through infrastructure renewal.

Department of Power, Government of Nagaland has submitted the proposal to the NERPC during September 2025.

In view of the above considerations, with the objective to enhance transmission reliability, minimize downtime, support the uninterrupted evacuation of hydro power from Likimro HEP and ensure stable power supply to Phek, Meluri and Kiphire Districts of Nagaland, NERPC may kindly approve the project to enable the State to avail PSDF funding for construction of the project.

6.2 Restringing of Kiphire-Tuensang-Mokokchung 132 kV S/c line with ACSR Panther conductor along with upgradation of requisite bay equipment.

The 132kV transmission line from Kiphire-Tuensang-Mokokchung forms a critical part of the intra state transmission network. The said transmission line connects the 132/66 kV Sub-station at Kiphire and 132/66 kV Sub-station at Mokokchung via Tuensang and is presently charged at 66 kV voltage level. The sub-station at Kiphire is connected to the 24 MW State owned Likimro Hydro Electric Project as well as to the Kohima Load Centre which caters power supply to the state capital Kohima and its surrounding districts. Additionally, the 132 kV transmission line is connected to the Mokokchung Load Center which caters power supply to the districts of Mokokchung, Zunheboto, Tuensang, Longleng, Mon, Shamator and Noklak.

The 132 kV transmission line was constructed in the 1990s using single ACSR Wolf conductor with a total length of 110 ckm. Due to aging infrastructure, the existing transmission system is prone to frequent breakdowns, voltage instability and poor power quality. The conductors, jumpers and its associated equipment has deteriorated which has often led to breakdown resulting in grid disturbances. Requirement for enhancement of this transmission line capacity has been a long felt need. Restringing of the 132 kV S/C line with ACSR Panther conductor along with upgradation of requisite bay equipment has been proposed under Transmission Plan 2035. The line is expected to experience a substantial increase in loading due to increased load demand and capacity addition of the upcoming generation sources which includes the proposed Tizu Valley HEP (24 MW), Zungki HEP (24 MW), Lower Tizu HEP (42 MW), Lower Likimro HEP (8.1 MW) in addition to the existing Likimro HEP (24MW) and Ponglefo (1 MW) thereby cumulatively contributing 123.1 MW to the grid. Replacement of ACSR Wolf conductor with ACSR Panther is required as the present conductor is not capable to handle the projected load growth. Restringing of the said transmission line is vital to enhance system reliability, reduce transmission losses, provide redundancy to the existing network and enhance load carrying capacity for evacuation of power generated from the existing and the proposed Hydro projects.

Upon completion of the Project, the existing 132 kV transmission line, which is currently charged at 66 kV voltage will be permanently converted to a 132 kV system thereby phasing out the 66kV system. The 132 kV end equipment at Kiphire and Mokokchung has already been upgraded, while the 66/33 kV Tuensang Substation is being upgraded to a 132/33 kV GIS Sub-station under North Eastern Regional Power System Improvement Project (NERPSIP). This will enable the State to have a complete 132 kV Transmission line loop connecting Kiphire-Kohima-Dimapur and Kiphire-Tuensang-Mokokchung-DHEP-Dimapur Transmission lines enhancing connectivity to the North-East Grid.

The proposal consists of the following scope of works:

i) Restringing of Kiphire-Tuensang-Mokokchung 132 kV S/C line (charged at 66kV voltage level) with ACSR Panther conductor.
ii) Upgradation of the 132 kV bay equipment at 132/66 kV Kiphire Substation, 132/33 kV Tuensang Sub-station and 132/66 kV Mokokchung Sub-station.

The project has been conceptualized and proposed with the following goals and objectives:

i) The proposed restringing of 132 kV transmission line from Kiphire to Mokokchung via Tuensang aims to create a robust intra state transmission corridor that would enhance power reliability, reduce transmission losses and provide redundancy to the existing network.

ii) Up-gradation of the transmission lines will enhance load carrying capacity for the projected load growth and evacuation of power generated from the existing and the proposed Hydro projects.

iii) Restringing of 132 kV Transmission lines with ACSR Panther conductor shall enhance reliability and quality of power supply to Kiphire, Tuensang and surrounding regions.

Department of Power, Government of Nagaland has submitted the proposal to the NERPC during September 2025.

In view of the above, with the aim to enhance transmission efficiency, reliability and load carrying capacity, NERPC may kindly approve the project to enable the State to avail PSDF funding for construction of the project.

6.3 Restringing of Kohima-Wokha-Doyang HEP 132 kV S/c line with conductor of existing ampacity along with upgradation of requisite bay equipment.

The 132kV Kohima-Wokha-Doyang HEP 132 kV Single Circuit (S/C) Transmission line, commissioned in the year 1988 is one of the oldest transmission lines in Nagaland with a line length of approximately 91 km. The said transmission line connects 220/132/33kV Zhadima Sub-station, 132/33kV Nagaland University Sub-station, 132/33kV Chiephobozou Sub-station, 132/33kV Wokha Sub-station and 132/33kV Sanis Sub-station thus providing power supply to the districts of Tseminyu and Wokha as well as parts of Kohima District. This transmission line is also one of the major evacuation corridor for Doyang Hydro Electric project (HEP). Power generated from Doyang HEP is integrated into the Kohima Load Center via this transmission line which is a critical transmission hub in supplying power to several districts including the State Capital.

The physical condition of the conductors, insulators and jumpers of this transmission line has deteriorated due to age, weather and mechanical fatigue as it has been in service for more than 35 years. Frequent line faults and maintenance issues caused due to snapping of conductors, breakage of jumpers and failure of porcelain disc insulators has resulted in unwarranted outages and grid disturbances severely affecting the reliability of power supply to multiple districts. During outage of this line, Kohima Load Center is unable to draw power generated from Doyang HEP which affects the reliability of the Grid especially during contingency or high load conditions. This places additional stress on the alternate supply routes of Kohima Load Center (132kV Karong-Kohima line and 132kV Dimapur (PG)-Kohima line) leading to reduced redundancy and risk of supply interruptions during peak demand or fault conditions feeding the State Capital and adjoining districts.

Therefore, the proposal for restringing and strengthening of the Kohima-Wokha-Doyang HEP 132 kV S/C line with conductor of existing ampacity has become essential for maintaining system reliability and ensuring stable power supply across several regions of the State.

The proposal "Restringing of Kohima-Wokha-Doyang HEP 132 kV S/C line with conductor of existing ampacity along with upgradation of requisite bay equipment (91km)" consists of following scope of works:

e) Restringing of Kohima-Wokha-Doyang HEP 132 kV S/c line with conductor of existing ampacity.

f) Upgradation of Requisite Bay equipment at 132/33kV Kohima, Wokha and Doyang HEP sub-stations.

The project has been conceptualized and proposed with the following **goals & objectives:**

xi. Restringing of the transmission line will improve grid reliability by reducing the frequency and duration of line faults.

xii. Providing a reliable power evacuation path from Doyang HEP to Kohima Load Center to minimize overloading on 132kV Karong-Kohima line and 132kV Dimapur(PG)-Kohima line and ensuring N-1 contingency.

xiii. Stable power supply to Tseminyu and Wokha Districts and parts of Kohima District which are heavily dependent on this transmission line.

xiv. Upgradation of Bay equipment and restringing of conductors will enable reduction of technical faults, better operational efficiency and safety across the transmission line.

xv. The proposal shall contribute toward achieving the mandates of the CEA Grid Standards and the CEA (Measures relating to Safety and Electric Supply) Regulations through infrastructure renewal.

Department of Power, Government of Nagaland has submitted the proposal to the NERPC during September 2025.

In view of the above considerations, with the objective to enhance transmission reliability, provide reliable power evacuation from Doyang HEP to Kohima Load Center and ensure stable power supply to Tseminyu, Wokha and Kohima Districts of Nagaland, NERPC may kindly approve the project to enable the State to avail PSDF funding for construction of the project.

Action taken report by NERPC

Sl No	ISSUES (29th TCC/RPC)	Action to be taken by NERPC	status
1	**Inclusion of Sikkim in NERPC**	A commmitte has to be formed with members from NLDC, NERLDC, NERPC, Powergid and Assam to study and resolve the operational, techinacal and commercial issues arising out of inclusion of Sikkim in NERPC. The committee to submit the reprot in two months	Committee constituted and two meetings held .Report prepared and submitted for approval of TCC/RPC
2	**Exepmetion/reduction of NPV for projects within NER**	A resolution to be sent to MOEFCC and MoP on the matter	Resolution sent
3	**Rationalization of SRAS and TRAS quantum**	A resolution to be sent to MoP on the matter to address the concers of NER states	Resolution sent . Grid India to update the matter.
4	**Capacity building for NER constituents on emerging technologies of Power Sector to be funded through PSDF or any other funds NERPC**	a resolution to be sent to MoP for expediting PSDF funding or any other funding, for the program	DPR sent to PSDF on 14.10.2025

5	**Creation of "Training" head under NERPC Establishment Fund for training purpose for the constituents**	NERPC to creat the traing head for facilitating the domesstic training for constituents	Fund will be utilized from Establishment fund.
6	**Funding of proposals for strengthening of Intra State Transmission System of NER approved by CEA and CTU up to 2032 time frame**	A resolution to be sent to MoP for funding of Intra- State transmission 2031-32 time frame.	Resolution sent
7	**Proposed fund for procurement of Furniture and maintenance of Guest House/Transit Camp at Guwahati for NERPC Members**	Forum aproved the fund. NERPC to carry out the necessary work	Tender floated. Technical evalaution is in progress.

CENTRAL ELECTRICITY REGULATORY COMMISSION
(NEW DELHI)

Suo-Motu Petition No. 9/SM/2024

Coram:
Shri Jishnu Barua, Chairperson
Shri Ramesh Babu V., Member
Shri Harish Dudani, Member

Date of Order : 7th October, 2024

In the matter of :

Planning for safe, secure, and reliable integrated operation of the power system during critical periods arising on account of seasonal variations wherein the electricity demand increases rapidly by undertaking specific measures to mitigate the risks on the power system, under clause (h) of sub-section (1) of Section 79 of the Electricity Act, 2003 and the Regulation 31 of the Central Electricity Regulatory Commission (Indian Electricity Grid Code) Regulations, 2023.

And in the matter of :

1. National Load Despatch Centre,
   Grid Controller of India Ltd. (CIN U40105DL2009GOI188682)
   B-9 (1st Floor), Qutab Institutional Area, Katwaria Sarai,
   New Delhi -110016

2. Northern Regional Load Despatch Centre,
   Grid Controller of India Ltd.
   18-A, Shaheed Jeet Singh Sansanwal Marg,
   Katwaria Sarai, New Delhi -110016

3. Western Regional Load Despatch Centre, Mumbai
   Grid Controller of India Ltd.
   F-3, M.I.D.C. Area, Marol Andheri (East),
   Mumbai -400093

4. Southern Regional Load Despatch Centre
   29, Race Course Cross Road,
   Bangalore -560009

5. Eastern Regional Load Despatch Centre, Kolkata
   Grid Controller of India Ltd. 14, Golf Club Road, Tollygunge, Kolkata -700 03

6. North Eastern Load Despatch Centre, Shillong
   Grid Controller of India Ltd.
   Lower, Nongrah, Lapalang, Shillong,
   Meghalaya 793006

7. The Chief Engineer,
   State Load Dispatch Centre,
   SLDC Complex. PSTCL,
   Near 220 kV G/Stn,
   Ablowal, Patiala- 147001

8. The Chief Engineer (LD),
   Electricity Department,
   UT Secretariat,
   Sector - 9D, UT of Chandigarh-160009

9. The Managing Director,
   Himachal Pradesh Power Transmission Corporation Limited,
   Barowalias House,
   Khalini,Shimla-171002

10. The Executive Director,
    State Load Despatch Centre,
    Delhi Transco Ltd, 33kV Substation Building,
    Minto Road, New Delhi, 110002

11. The Superintending Engineer
    State Load Dispatch Centre.
    Rajasthan Rajya Vidua Prasaran Nigam Limited.
    Ajmer Road, Heerapur. Jaipur – 302004

12. The Managing Director,
    Slate Load Despatch Centre,
    Haryana,
    Behind BBMB Power house,
    Sewah, Panipat, Haryana 132103

13. The Chief Engineer
    State Load Despatch Center,
    SLDC Complex TOTU,
    Shimla, Himachal Pradesh-17 10 1 1

14. The Director,
    State Load Despatch Centre,

Uttar Pradesh Power Transmission Corporation Limited (UPPTCL),
Phase II, Vibhuti Khand, Lucknow- 226001

15. The Chief Engineer,
State Load Dispatch Centre,
Vidyut Bhawan, Saharanpur Road Majra,
Near ISBT Dehradun-248001
Uttarakhand

16. The Chief Engineer,
Maharashtra State Load Dispatch Centre,
Thane-Belapur Road. Airoli
Navi Mumbai-400 708

17. The Chief Engineer,
State Load Despatch Centre,
Gujrat Energy Transmission Corporation Limited (GETCO),
GSSC Compound Near TB Hospital,
Gotri Road, Gotri, Vadodara - 390 021

18. The Chief Engineer (LD),
State Load Despatch Centre (SLDC),
Chhattisgarh State Power Transmission Co. Ltd.
Danganiya, Raipur, Chhattisgarh- 492013

19. The Chief Engineer,
State 3 Despatch Centre,
MP Power Transmission Co. Ltd
Nayagaon, Rampur, Jabalpur-482008

20. The Chief Engineer (Electrical),
State Load Despatch Centre (SLDC),
Race Course Cross Road, A. R. Circle, Bengaluru-560009

21. The Chief Engineer,
State Load Despatch Centre (SLDC),
Transmission corporation of Andhra Pradesh Limited (APTRANSCO),
Vidvut Soudha, Gunadala,
Eluru Road Vijayawada, Andhra Pradesh 520004

22. The Chief Engineer/Operation,
State Load Dispatch Centre,
Tamil Nadu Transmission Corporation Limited (TANTRANSCO),
144 Anna Salai, Chennai- 600002

23. The Chief Engineer,

State Load Despatch Centre (SLDC), Transmission Corporation of Telangana Ltd. (TSTRANSCO),
Vidvut Soudha, Khairatabad. Hyderabad- 500 082

24. The Chief Engineer (Transmission- System Operation),
State Load Despatch Centre (SLDC)
Vaidyuthi Bhavanam, Pottam, Trivandrum- 695 009 Kerala

25. The Chief Engineer (TRANS., O&M),
State Load Despatch Center (SLDC),
Bihar State Power Transmission Company Limited (BSPTCL),
4th Floor, Vidyut Bhawan, Bailey Road, Patna-1

26. The Chief Load Despatcher,
State Load Despatch Centre (SLDC),
SLDC Building. GR1DCO Colony,
P.O. Mancheswar Railway Colony,
Bhubaneswar- 751017

27. The Chief Engineer,
State Load Despatch
Center, Jharkhand Urja Sancharan Nigam Limited,
Engineering Building, H.E.C.,
Dhurwa. Ranchi – 834004

28. The Chief Engineer,
West Bengal State Load Despatch Centre WBSLDC),
Danesh Seikh Lane,
Andul Road, Howrah-711109

29. The Additional Chief Engineer,
State Load Despatch Centre (SLDC),
Power Department, Govt. of Sikkim, Gangtok-737201

30. The Chief Engineer,
State Load Despatch Centre (SLDC), Damodar
Valley Corporation (DVC), Danesh Saikh Lane,
Andul Road, Howarh 711109

31. The Executive Engineer (SLDC),
Department of Power,
Government of Arunachal Pradesh,
National Highway 52A,Vidyut Bhawan, Itanagar-791111

32. The Asst. General Manager,
SLDC Division,
Assam Electricity Grid Corporation Ltd.,

ASEB Colony, Power House Kahilipara,
Guwahati-781 019

33. The Superintending Engineer,
P&E Office Complex, North Block (III Floor)
Electric Veng, Aizawl- 796001, Mizoram.

34. The Superintending Engineer,
Load Despatch Centre
Meghalaya Power Transmission Corporation Limited,
Short Round Road,
Lum Jingshai, Meghalaya, Shillong 793022.

35. The Chief Engineer,
Department of Power Govt. of Nagaland, Kohima-797 001

36. The General Manager, State Load Despatch Centre
Manipur State Power Company Ltd (MSPCL)
Electricity Complex, Keisumphat Junction,
Imphal-795001, Manipur.

37. The Director (Tech.),
Tripura State Electricity Corporation Ltd (TSECL),
Banamalipur, Agartala -799 001

38. Northern Regional Power Committee, New Delhi
Shaheed Jeet Singh Marg,
Qutab Institutional Area,
New Delhi -110016

39. Western Regional Power Committee, Mumbai
M.I.D.C. Central Road,
Krantiveer Lakhuji Salve Marg, Seepz,
Andheri East, Mumbai, Maharashtra-400093

40. Southern Regional Power Committee,
29, Race Course Rd, Nehru Nagar,
Gandhi Nagar, Bengaluru,
Karnataka 560009

41. Eastern Regional Power Committee, Kolkata
14, Golf Club Rd, Golf Gardens,
Tollygunge, Kolkata,
West Bengal- 70003316

42. North Eastern Regional Power Committee,
Jowai Rd, Umpling, Shillong,

Meghalaya-793006

43. Central Electricity Authority,
Sewa Bhawan, R. K. Puram, Sector-1,
New Delhi ....**Respondents**

ORDER

This Commission, in the exercise of the powers conferred under Section 178 read with Section 79(1)(h) of the Electricity Act, 2003 (hereinafter referred to as "the Act"), has specified CERC (Indian Electricity Grid Code), Regulations 2023 (hereinafter referred as "the Grid Code") on 29.05.2023 effective from 1.10.2023. Section 28(2) of the Act provides that the Regional Load Despatch Centre shall comply with such principles, guidelines and methodologies in respect of wheeling and optimum scheduling and despatch of electricity as the Central Commission may specify in the Grid Code. Section 29(1) of the Act provides that the Regional Load Despatch Centre shall issue such directions and exercise such supervision and control as may be required for ensuring the stability of the grid operation and for achieving the maximum economy and efficiency in the operation of the power system in the region under its control. Section 33(3) of the Act provides that the State Load Despatch Centre shall comply with the directions of the Regional Load Despatch Centre ("RLDC"). Section 29(4) of the Act provides that the Regional Power Committee in the region may, from time to time, agree on matters concerning the stability and smooth operation of the integrated grid and the economy and efficiency of the power system within the region. Therefore, the Act envisages and assigns responsibilities to the

Regional Load Despatch Centres and State Load Despatch Centres as apex bodies at the regional level and state level, respectively, to ensure safe, secure, stable, and integrated operation of the power system in the respective region or the state, as the case may be, and to the Regional Power Committees to coordinate among the constituents in their respective regions to achieve agreement with regard to stability and smooth operation of the integrated grid.

2. Regulation 31 of the Grid Code provides for the time horizon for operational planning, demand estimation, generation estimation, and adequacy of resources for the purpose of operational planning in the following manner: -

(a) For operational planning, National Load Despatch Centre, Regional Load Despatch Centres, and State Load Despatch Centres have been assigned the responsibility to carry out operational planning within their respective control areas on Intra-day, Day Ahead, and Weekly time horizons.

(b) For demand estimation, the State Load Despatch Centres are mandated to carry out demand estimation as part of operational planning for both active power and reactive power incidents on the transmission systems based on the details collected from distribution licensees, grid-connected distributed generation resources, captive power plants and other bulk consumers embedded within the State and to estimate the peak and off-peak demand on a weekly and monthly basis for load - generation balance planning as well as for operational planning. Based on the demand estimate furnished by SLDCs and other entities directly connected to the ISTS, RLDCs shall prepare regional

demand estimates based on which NLDC shall prepare national demand estimates.

(c) For generation estimation, RLDCs have been mandated to forecast generation from wind, solar, ESS, and renewable energy hybrid generating stations, which are regional entities, and SLDCs have been mandated to forecast generation from such resources which are intra-State entities for different time horizons, for the purpose of operational planning.

(d) SLDCs are required to estimate and ensure adequacy of resources, identify generation, demand response capacity, and generation flexibility requirements, and furnish time block-wise information for the following day in respect of all intra-State entities to the concerned RLDCs who shall validate the adequacy of resources with due regard to the aggregated demand forecast for the control area, renewable energy generation forecast for the control area, injection schedule of intra-State entity generating stations, requisition from regional entity generating stations, secondary and planned procurement through tertiary reserve requirements, and planned procurement through bilateral or collective transactions.

3. Regulation 33 provides that based on the operational planning analysis data, NLDC, RLDCs, and SLDCs shall carry out operational planning studies in real time, intra-day, day-ahead, and weekly basis, and RPCs shall carry out operational planning studies on monthly/yearly basis. This Regulation further provides that operational studies shall be carried out to assess whether the planned operations would result in

deviations from any of the operational limits defined under the Grid Code and applicable standards issued by the Central Electricity Authority. Regulation 33 further enjoins upon Regional Power Committees to monitor significant deviations for early resolution. NLDCs, RLDCs, RPCs, and SLDCs are required to develop operating plans to address potential deviation from system operational limits identified as a result of the operational planning study and communicate the same to the users in advance for taking corrective measures. The detailed reasons and explanations given by the users shall be discussed in the monthly operation sub-committee of the respective regions, and quarterly reports shall be submitted by RPCs to the Commission and CEA.

4. An extract of Regulations 31 and 33 of the Grid Code is enclosed in this order for the convenience of reference.

5. The Commission sought details of the load-generation scenario for the months of September and October 2024 from NLDC, followed by meetings of the Commission with the officers of NLDC. NLDC has submitted forecast scenarios for the months of September 24 and October 2024. The NLDC has also conducted the meeting of the Forum of Load Despatchers to ensure the proper projection of demand by the State Load Despatch Centre. We have considered the peak demand forecast for the month of October 2024. A summary of these scenarios is as under:-

Table 1: Peak demand forecast and load generation balance during Oct-24

(in GW)

	Oct-24
Demand Forecast	
Peak Demand forecast	230
Peak Demand (including ISTS losses) forecast	232.2
Available generation (other than thermal generation)	59.4
Ex-bus Thermal Requirement (without reserve)	172.8
Gross Thermal Requirement (without reserve)	187.9
Estimated Thermal Generation	
Net available thermal capacity	182.20
Availability of generation required	
Additional generation required	5.7
Additional generation required (with reserve 3% of peak demand)	12.60

It is observed from the above table that the projected load generation balance based on peak demand during October 2024 indicates the requirement for additional generation. The rise in demand during solar generation hours can be met from renewable generation provided the solar generation is as per the past trends. However, during non-solar hours (including evening and morning peaks), there is a requirement of additional requirement of Generation resources of about 12.60 GW with a reserve requirement of 3% to meet contingency.

6. The Grid Code enjoins the responsibility upon all concerned stakeholders to ensure stable and economic operation of power system and resolve the issues of significant deviations, if any. The Commission, taking cognizance of the previous year's record, intends to impress upon all the stakeholders that there is an imperative need for prudent planning of load generation balance and issue of alerts to all the grid-connected user entities of the concerned control areas to make them aware about the

anticipated challenges in the operation of the power system and for undertaking the preventive measures as may be required to maintain load generation balance.

7. The Commission is of the view that there is a need to sensitize all the stakeholders, monitor their actions, and bring about behavioural changes through specific and proactive regulatory interventions The Commission believes that it is advisable to take preventive *ex-ante* measures instead of the ex-post reactive measures of finding instances of violation of the Grid Code, initiating penal proceedings for violation, and imposing penalty under the provisions of the Act. This proactive approach would also help to encourage collective efforts on the part of the National Load Despatch Centre, Regional Load Despatch Centres, State Load Despatch Centres, and the grid connected entities to make concerted efforts to ensure stable and economic operation of the grid.

8. The projected requirement of generation is significantly higher than the annual growth of the electricity demand and the addition of generation capacity. The projected requirement of thermal generation during October, 2024 needs proper operational planning and adequacy of resources in terms of Regulation 31(4) of the Grid Code. Any uncertain variation in the electricity demand arising on account of seasonal variations leading to a rapid increase in demand causes undesirable stress in the power system. The steep rise in electricity demand without adequate generation sources may put the power system operation at risk. It is the statutory responsibility of the RLDCs and SLDCs to carry out the operational planning for the increase in demand due to seasonal variations while discharging their functions under Sections 28

and 32 of the Act, respectively, read with the provisions of Regulations 31 and 33 of the Grid Code. 12. In light of the above, the Commission feels that there is a need to prepare the system operators and the stakeholders to meet the situation arising out of the abrupt increase in demand due to seasonal variations, especially during October 2024. Regulation 60 of the Grid Code empowers the Commission to issue practice directions through suo-moto proceedings with regard to implementation of the provisions of the said Regulations. Regulation 60 of the Grid Code is extracted as under:-

> *"60. Issue of Suo Motu Orders and Directions*
>
> *The Commission may from time to time issue suo motu orders and practice directions with regard to implementation of these regulations and matters incidental or ancillary thereto, as the case may be."*

9. In exercise of the powers vested under Regulation 60, read with all relevant provisions of the Grid Code, the Commission issues the following directions to NLDC, RLDCs, and SLDCs in connection with the implementation of Regulations 31 and 33 of the Grid Code to address the anticipated surge in demand of electricity during October 2024 on account of seasonal variations:

a) All the State Load Despatch Centres and RLDCs shall furnish the details of operational planning undertaken by them in terms of Regulation 31(4) (a) of the Grid Code especially for October 2024. RLDC shall validate the adequacy of resources in terms of Regulation 31(4)(b) of the Grid Code.
b) All State Load Despatch Centres and Regional Load Despatch Centres shall prepare the worst-case scenario due to possible surge in demand during the

period 1.10.2024 to 31.10.2024 in their respective control area and submit within seven days to the Commission with a copy to National Load Despatch Centre.

c) The State Load Despatch Centres or Regional Load Despatch Centres, as the case may be, should assess their demand-generation scenario in the upcoming months, ensure the optimum generation, avoid undesirable planned outages, and advise the generating company to offer their availability. The State Load Despatch Centre or Regional Load Despatch Centre shall ensure the optimum scheduling during the shortage period and surplus power to get despatched during the deficit period.

d) The Distribution Companies, in case of a shortage scenario, can procure the power from surplus or requisitioned capacity of other states so that optimum despatch can be ensured for safe and reliable power system operations. The State Load Despatch Centre shall monitor the generation-demand deficit of the respective distribution companies.

e) The generating companies operating their plant with capacity less than its installed capacity due to technical issues, i.e., capacity under partial outage or forced outage, are advised to fix the issues to ensure the maximum generation capacity on-bar.

f) The draw schedule of the respective control area needs to adhere to prevent the reduction of system frequency. The State Load Despatch Centre or Regional Load Despatch Centre, as the case may be, shall monitor the deviation of the key system parameters.

g) The State Load Despatch Centres or Regional Load Despatch Centres, as the case may be, shall issue the system alerts to their respective grid-connected entities for the possible deficit during the likely surge in demand.

10. The Regional Load Despatch Centres and State Load Despatch Centres shall submit the report on the implementation of the above measures, a load-generation scenario in their respective control areas, and any other measures taken to address the deficit of power supply during the period 1.10.2024 to 31.10.2024.

11. The objective of the present proceedings is to prepare the system operators and other stakeholders to meet the challenges and threats to the power system that may arise due to the abrupt increase in demand. The responses of the SLDCs, RLDCs, and NLDC with regard to the implementation of the measures detailed in para 9 of this order shall, in the first instance, be examined in detail by a Single-Member Bench comprising a Member of the Commission. Accordingly, in the exercise of powers under Section 97 of the Electricity Act,2003, the Commission nominates Shri Ramesh Babu V., Member, to conduct the proceedings for this purpose. The Single Member Bench shall provide due opportunity to the parties to make their submissions. The Single Member Bench shall have the authority to direct the parties to submit such further information and to take such remedial measures as may be considered necessary. The Single Member Bench shall submit a report to the Commission with regard to the preparedness of the System Operators and other stakeholders to meet the challenges arising on account of the sudden surge in demand for power and his recommendations with regard to the remedial measures to be taken for the future. The

Commission, after consideration of the report of the Single Member Bench shall issue appropriate directions as may be considered appropriate.

12. NLDC, RLDCs, and SLDCs are directed to submit their responses to the measures contained in para 9 of this order by 16.10.2024.

Sd./-	**Sd./-**	**Sd./-**
(Shri Harish Dudani)	**(Shri Ramesh Babu V)**	**(Shri Jishnu Barua)**
Member	**Member**	**Chairperson**

Extract of Regulation 31 and 33 of the Grid Code

31. OPERATIONAL PLANNING

(1) Time Horizon

(a) Operational planning shall be carried out in advance by NLDC, RLDCs and SLDCs within their respective control areas with Monthly and Yearly time horizons in co-ordination with CTU, RPCs or STUs, as applicable.

(b) Operational planning shall be carried out in advance by NLDC, RLDCs and SLDCs within their respective control areas on Intra-day, Day Ahead, Weekly time horizons.

(c) RLDCs in consultation with NLDC shall issue procedures and formats for data collection to carry out:

(i) Operational planning analysis,

(ii) Real-time monitoring,

(iii) Real-time assessments.

(d) SLDC may also issue procedures and formats for data collection for the above purposes.

(2) Demand Estimation

(a) Each SLDC shall carry out demand estimation as part of operational planning after duly factoring in the demand estimation done by STU as part of resource adequacy planning referred to in Chapter 2 of these regulations. Demand estimation by SLDC shall be for both active power and reactive power incidents on the transmission system based on the details collected from distribution licensees, grid-connected distributed generation resources, captive power plants and other bulk consumers embedded within the State.

(b) Each SLDC shall develop methodology for daily, weekly, monthly, yearly demand estimation in MW and MWh for operational analysis as well as resource adequacy purposes. Each SLDC, while estimating demand may utilize state of the art tools, weather data, historical data and any other data. For this purpose, all distribution licensees shall maintain a historical database of demand.

(c) The demand estimation by each SLDC shall be done on day ahead basis with time block wise granularity for the daily operation and scheduling. In case SLDC observes a major change in demand in real time for the day, it shall immediately submit the revised demand estimate to the concerned RLDC for demand estimate correction.

(d) Each SLDC shall submit node-wise morning peak, evening peak, day shoulder and night off-peak estimated demand in MW and MVA on a monthly and quarterly basis for the nodes 110 kV and above for the preparation of scenarios for computation of TTC and ATC by the concerned RLDC and NLDC.

(e) SLDC shall also estimate peak and off-peak demand (active as well as reactive power) on a weekly and monthly basis for load - generation balance planning as well as for operational planning analysis, which shall be a part of the operational planning data. The demand estimates mentioned above shall have granularity of a time block. The estimate shall cover the load incident on the grid as well as the net load incident taking into account embedded generation in the form of roof-top solar and other distributed generation.

(f) The entities such as bulk consumers or distribution licensees that are directly connected to ISTS shall estimate and furnish such a demand estimate to the concerned RLDC.

(g) Based on the demand estimate furnished by the SLDCs and other entities directly connected to ISTS, each RLDC shall prepare the regional demand estimate and submit it to the NLDC. NLDC, based on regional demand estimates furnished by RLDCs, shall prepare national demand estimate.

(h) Timeline for submission of demand estimate data by SLDCs or other entities directly connected to ISTS, as applicable, to the respective RLDC and RPC shall be as follows:

(i) SLDCs, RLDCs and NLDC shall compute forecasting error for intra-day, dayahead, weekly, monthly and yearly forecasts and analyse the same in order to reduce forecasting error in the future. The computed forecasting errors shall be made available by SLDCs, RLDCs and NLDC on their respective websites.

(3) Generation Estimation

(a) The modalities of generation estimation by entities shall be as per the Procedure referred to in sub-clause (c) of clause (1) of Regulation 31 of these regulations.

(b) RLDC shall forecast generation from wind, solar, ESS and Renewable Energy hybrid generating stations that are regional entities and SLDC shall forecast generation from such sources that are intra-state entities, for different time horizons as referred to in clause (1) of Regulation 31 of these regulations for the purpose of operational planning.

(4) Adequacy of Resources

(a) SLDCs shall estimate and ensure the adequacy of resources, identify generation reserves, demand response capacity and generation flexibility requirements with due regard to the resource adequacy framework as specified under Chapter 2 of these regulations.

(b) SLDCs shall furnish time block-wise information for the following day in respect of all intra-state entities to the concerned RLDC who shall validate the adequacy of resources with due regard to the following:

(i) Demand forecast aggregated for the control area;

(ii) Renewable energy generation forecast for the control area;

(iii) Injection schedule for intra-State entity generating station;

(iv) Requisition from regional entity generating stations;

(v) Secondary and planned procurement through Tertiary reserve requirement;

(vi) Planned procurement of power through other bilateral or collective transactions, if any.

33. OPERATIONAL PLANNING STUDY

(1) Based on the operational planning analysis data, operational planning study shall be carried out by various agencies for time horizons as under:

(2) SLDCs, RLDCs and NLDC shall utilize network estimation tool integrated in their EMS and SCADA systems for the real time operational planning study. All users shall make available at all times real time error free operational data for the successful execution of network analysis using EMS/SCADA. Failure to make available such data shall be immediately reported to the concerned SLDC, the concerned RLDC and NLDC along with a firm timeline for restoration. The performance of online network estimation tools at SLDC and RLDC shall be reviewed in the monthly operational meeting of RPC. Any telemetry related issues impacting the online network estimation tool shall be monitored by RPC for their early resolution.

(3) SLDCs shall perform day-ahead, weekly, monthly and yearly operational studies for the concerned State for:

(a) assessment and declaration of total transfer capability (TTC) and available transfer capability (ATC) for the import or export of electricity by the State. TTC and ATC shall be revised from time to time based on the commissioning of new elements and other grid conditions and shall be published on SLDC website with all the assumptions and limiting constraints;

(b) planned outage assessment;

(c) special scenario assessment;

(d) system protection scheme assessment;

(e) natural disaster assessment; and

(f) any other study relevant in operational scenario.

(4) RLDCs and NLDC shall perform day-ahead, weekly, monthly and yearly operational studies for:

(a) assessment of TTC and ATC at inter-regional, intra-regional, and inter-state levels;

(b) planned outage assessment;

(c) special scenario assessment;

(d) system protection scheme assessment;

(e) natural disaster assessment; and

(f) any other study relevant to operational scenarios

(5) RLDC shall assess intra-regional and inter-state level TTC and ATC and submit them to NLDC. NLDC shall declare TTC and ATC for import or export of electricity between regions including simultaneous import or export capability for a region, and crossborder interconnections 11 (Eleven) months in advance for each month on a rolling basis. TTC and ATC shall be revised from time to time based on the commissioning of new elements and other grid conditions and shall be published on the websites of the NLDC and respective RLDCs with all the assumptions and limiting constraints

(6) Operational planning study shall be done to assess whether the planned operations shall result in deviations from any of the system operational limits defined under these regulations and applicable CEA Standards. The deviations, if

any, shall be reviewed in the monthly operational meeting of RPC and significant deviations shall be monitored by RPC for early resolution.

(7) NLDC, RLDCs, RPCs and SLDCs shall maintain records of the completed operational planning study, including date specific power flow study results, the operational plan and minutes of meetings on operational study.

(8) NLDC, RLDCs, RPCs and SLDCs shall have operating plans to address potential deviations from system operational limit identified as a result of the operational planning study. These operating plans shall be communicated to users in advance so that they can take corrective measures. In case any user is unable to adhere to such an operating plan, it shall inform the respective SLDC, RLDC and NLDC in advance with detailed reasons and explanations for the non-adherence. These detailed reasons and explanations shall be discussed in the monthly operation sub-committee of the respective region and a quarterly report shall be submitted by the respective RPC to the Commission and CEA.

(9) Each SLDC shall undertake a study on the impact of new elements to be commissioned in the intra-state system in the next six (6) months on the TTC and ATC for the State and share the results of the studies with RLDC.

(10) Each RLDC shall undertake a study on the impact of new elements to be commissioned in the next six (6) months in (a) the ISTS of the region and (b) the intrastate system on the inter-state system and share the results of the studies with NLDC

(11) NLDC shall undertake study on the impact of new elements to be commissioned in the next six (6) months in (a) inter-regional system, (b) cross-border link and (c) intraregional system on the inter-regional system.

(12) NLDC, RLDCs and SLDCs shall compare the results of the studies of the impact of new elements on the system and transfer capability addition with those of the interconnection and planning studies by CTU and STUs, and any significant

variations observed shall be communicated to CEA, RPCs, CTU and STUs for immediate and long-term mitigation measures.

(13) Defense mechanisms like system protection scheme, load-rejection scheme, generation run-back, islanding scheme or any other scheme for system security shall be proposed by the concerned user or SLDC or RLDC or NLDC and shall be deployed as finalized by the respective RPC.

Annexure 2.14a

No. 34/7/2025-TRANSMISSION(MoP)
Government of India
Ministry of Power
Shram Shakti Bhawan, Rafi Marg, New Delhi- 110001

Dated the 11th May, 2025

To,

CMD,
POWERGRID
Gurugram

Subject: Disaster Preparedness of Transmission Infrastructure – reg.

Sir,

I am directed to refer to the meeting chaired by Secretary (Power) held on 10.05.2025, to review the disaster preparedness of Grid Operations and Transmission Infrastructure in view of prevailing security situation. Based on the decisions taken in the meeting, the following actions may be taken:

(i) To immediately **place orders for 20 sets (300 towers) ERS**, under Make In India, to meet potential requirement in the states through emergency procurement process.

(ii) To organise a **Training Programe** in Meerut on 14-5-2024, in consultation with CEA, on the use and deployment of Emergency Restoration Systems for officials from State Transmission Utilities (STUs) of J&K, Ladakh, Punjab, Rajasthan, Gujarat, Delhi and Haryana.

(iii) To plan construction of bunkers at critical transmission substations (400 kV and above, HVDC, etc.) in close proximity to the border, in consultation with the Local Military Authority.

3. This issues with the approval of Competent Authority.

Yours faithfully,

11/5/25

(Naorem Indrakumar Singh)
Under Secretary (Trans)
Tele Fax: 011-23325242
E-mail: transdesk-mop@nic.in

Copy to:

1. Chairperson, CEA
2. Chief Engineer (NPC), CEA – with request to communicate with all STUs of the Northern and Western Regions, either directly or through the Member Secretaries of the respective Regional Power Committees, to ensure the nomination of at least four officials (preferably with relevant seniority and practical experience) for the training.
3. State Transmission Utilities of J&K, Ladakh, Punjab, Rajasthan, Gujarat, Delhi and Haryana
4. Sr. PPs/ PPS/PS to Secretary (Power)/ AS (Trans)/ JS (Trans)/ Director (Trans)/ Director (PG), Ministry of Power

11/5/25

Annexure 2.14b

No. 34/7/2025-TRANSMISSION(MoP)
Government of India
Ministry of Power
Shram Shakti Bhawan, Rafi Marg, New Delhi- 110001

Dated: 19th August, 2025

To,

The Chairman & Managing Director,
POWERGRID,
Gurugram

Sub: Disaster Preparedness of Transmission Infrastructure: Procurement of 20 sets (300 Towers) of Emergency Restoration System (ERS) under Make in India – reg.

I am directed to refer to POWERGRID's letter no. CC/AM/DO/2025-26/01 dated 09.06.2025 regarding procurement of 20 sets (300 towers) of Emergency Restoration System (ERS) under Make in India.

2. In this regard, I am directed to convey the in-principle approval of this Ministry for procurement of 20 sets (300 towers) ERS under Public Procurement (Preference to Make in India) through regulated tariff mechanism.

3. POWERGRID shall keep and maintain these ERS at suitable locations to meet the requirement of stakeholders during contingencies.

4. Further, CERC is requested to treat the above procurement under common pool for utilization of the ERS towers for State Transmission Utilities in case of any disaster/emergency requirements.

5. This issues with the approval of Competent Authority.

19/8/25

(Naorem Indrakumar Singh)
Under Secretary (Trans)
Tele-fax: 011-23325242
Email: transdesk-mop@nic.in

Encl: As above

Copy to:
Secretary, CERC, New Delhi

Central Sector Locations in North-Eastern Region for PMU placement under URTDSM Project Phase-II ISTS Portion						
S.No	**kV S/S or MW of Gen Unit**	**Name of Station**	**Owner Utility**	**Name of Feeder**	**Element Type**	**No of PMUs**
1	400	BNC HVDC Node (Converter Transformer Sides)	PGCIL	To monitor both the pairs of converter Transformer (Y/Δ & Δ/Y types), 400 kV BNC-Subhansri III & IV ,400/132 kV ICT I & II (PGCIL), 132 kV BNC-Pavoi D/C (PGCIL), 50 MVAR Line reactor of 400 kV BNC-Lower subansiri I & II (PGCIL), Filter Bank -I, II,III & 80 MVAR BR-I & II (PGCIL)		5
2	132	Monarchak	NEEPCO	132 kV Monarchak - Rokhia line (TSECL) and 132 kV Monarchak - Udaipur line (TSECL)		1
3	132	RC Nagar	NEEPCO	132 kV R C Nagar - Agartala D/C (PGCIL) and 132 kV R C Nagar - Kumarghat Line (PGCIL)		2
4	400	Mariani(PG)	PGCIL	400/220 kV ICT I and II, 220 kV Bus-I & II, 400 kV Misa-Mariani(PG) D/C (PGCIL), 125 MVAR Bus Reactor-I & II(PGCIL), 125 MVAR BR-I & II and 20 MVAR Bus reactor at Mariani(PG)(PGCIL)		1
5	400	Silchar	PGCIL	400/132 kV ICT I (PGCIL), II (PGCIL), III (PGCIL), 132 kV Silchar-Srikona D/C(PGCIL), 132 kV Silchar-Hailakand D/C(PGCIL), 132 kV Silchar-Melriat D/C(PGCIL), 400 kV Silchar-Imphal(PG) D/C (PGCIL), 125 MVAR Bus Recator-I(PGCIL), 63 MVAR Bus reactor- I (PGCIL) & II(PGCIL), 50 MVAR L/R 400 kV Palatana-Silchar D/C (PGCIL), 63 MVAR L/R of 400 kV Silchar-Azara (PGCIL) & 400 kV Silchar-Killing(PGCIL)		1
6	220	Salakati(PG)	PGCIL	220 kV Salakati-Bongagaon D/C (PGCIL), 220 kV Salakati-BTPS II line(PGCIL), 220/132 kV ICT I (PGCIL), II (PGCIL) & III (PGCIL) , 132 kV Salakati-Gelephu line (both end)(PGCIL) and 132 kV Salakati Bus-1 (PGCIL)		2
7	400	Misa	PGCIL	400/220 kV ICT I(PGCIL), II (PGCIL), III (PGCIL), 220 kV Misa-Killing D/C(MeECL), 80 MVAR Line reactor of 400 kV Silchar-Misa I (PGCIL), 80 MVAR Line reactor of 400 kV Silchar-Misa II (PGCIL), 50 MVAR Bus reactor & 80 MVAR Bus reactor(PGCIL)		5
8	220	Kathalguri	NEEPCO	220 kV Bus-I(NEEPCO) & II (NEEPCO, 220kV Kathalguri-Mariani(old) S/C (PGCIL), 220 kV Kathalguri-Deomali S/C (DoP, Arunachal Pradesh) & 220 kV AGBPP-Mariani(PG) S/C(PGCIL)		1
9	400	Balipara	PGCIL	220 kV Bus-I & II, 400/220 kV ICT I & II, 220/132 kV ICT I & II(PGCIL), 220 kV Balipara-Sonabil D/C (PGCIL/AEGCL), 125 MVAR Bus reactor & 50 MVAR Line reactor of 400 kV Balipara-Bongaigaon I & II(PGCIL)		1
10	400	BGTPP	PGCIL	220 kV Bus-I & II,400 kV Bongaigaon-BGTPP D/C(PGCIL) & 400/220 kV ICT I & II(NTPC)		1
11	400	BONGAIGAON (PG)	PGCIL	220 kV Bus-I(PGCIL) & II (PGCIL), 400 kV Bongaigaon-Alipurduar D/C (ENICL) & 400/220 kV ICT I(PGCIL) & II(PGCIL), 125 MVAR Bus Reactor-I(PGCIL), 50 MVAR BR-I(PGCIL) & II(PGCIL), 80 MVAR BR-I & II(PGCIL) and 125 MVAR Bus reactor(upcoming)(PGCIL)		2
12	400	Kameng	NEEPCO	400 kV Kameng-Balipara II (PGCIL) , 400/132 kV ICT-I (NEEPCO), 132kV Kameng-Khupi (DoP, AP) & 80 MVAR Bus Reactor (NEEPCO)		1
13	220/132	Mokokchung(PG)	PGCIL	220 kV Bus-I (PGCIL)& II(PGCIL), 220/132kV ICT I(PGCIL) ,II(PGCIL)& III(PGCIL) , 220 kV Mokokchung(PG)-Mokokchung D/C(PGCIL) & 31.5 MVAR Bus Reactor (PGCIL)		1
14	220/132	Dimapur(PG)	PGCIL	132 kV Dimapur - Imphal S/C (PGCIL), 132 kV Dimapur(PG)-Dimapur(NL)-II S/C (PGCIL & DoP, Nagaland), 220/132 kV ICT-I(PGCIL),II(PGCIL),III (PGCIL)		1
15	132	Tezu	PGCIL	132 kV Bus -1(PGCIL), 20 MVAR Bus Reactor (PGCIL)		1
16	220/132	Namsai (Future upgradation)	PGCIL	220 kV Bus-I(PGCIL) & II(PGCIL),220 kV Namsai-Kathalguri D/C(PGCIL), 132 kV Namsai-Tezu(PGCIL), 20 MVAR Bus Reactor(PGCIL)		1
17	400	Kameng	NEEPCO			2
18	132	AGTCCPP	NEEPCO			3
19	132	Monarchak	NEEPCO			1
20	400	Subhanshiri (NHPC) (Upcoming)	NHPC			4
21	400	BgTPP (NTPC)	NTPC			2
22						
23	400/132 kV	Silchar		1	ICT (critical)	2
24	400/132 kV			2	ICT (critical)	
25	400/132 kV			3	ICT (critical)	
26	400/132 kV	Palatana		1	ICT (critical)	1
27	400/132 kV			2	ICT (critical)	
28	400/132 kV	SM nagar		1	ICT (critical)	1
29	400/132 kV			2	ICT (critical)	
30	400/132 kV	PK bari		1	ICT (critical)	1
31	400/132 kV			2	ICT (critical)	
32	400/132 kV	Imphal		1	ICT (critical)	1
33	400/132 kV			2	ICT (critical)	
34	400/132 kV	Ranganadi		1	ICT (critical)	1
35	400/132 kV			2	ICT (critical)	
36	400/132 kV	BNC HVDC		1	ICT (critical)	1
37	400/132 kV			2	ICT (critical)	
38	220/132 kV	Balipara		1	ICT (critical)	1
39	220/132 kV			2	ICT (critical)	
40	220/132 kV	Kameng		1	ICT (critical)	1
41	220/132 kV	Dimapur		1	ICT (critical)	2
42	220/132 kV			2	ICT (critical)	
43	220/132 kV			3	ICT (critical)	
44	220/132 kV	Kopili		1	ICT (critical)	1
45	220/132 kV			2	ICT (critical)	
46	400	Bongagaigoan	400 kV Bongaigoan - BgTPP Line -1	BgTPP	Line	1
47	400	Bongagaigoan	400 kV Bongaigoan - BgTPP Line -2	BgTPP	Line	

Central Sector Locations in North-Eastern Region for PMU placement under URTDSM Project Phase-II ISTS Portion						
S.No	**kV S/S or MW of Gen Unit**	**Name of Station**	**Owner Utility**	**Name of Feeder**	**Element Type**	**No of PMUs**
48	400	Silchar	400 kV Silchar - Imphal - 1	Imphal	Line	1
49	400	Silchar	400 kV Silchar - Imphal - 2	Imphal	Line	
50	400	Thoubal	400 kV Thoubal - Imphal -1	Imphal	Line	1
51	400	Thoubal	400 kV Thoubal - Imphal -1	Imphal	Line	
52	132 kV	Jiribam	132 kV Jiribam-Tipaimukh(PGCIL & MSPDCL)	Tipaimukh	Line	3
53	132 kV	Jiribam	132 kV Jiribam-Pailapool (AEGCL/ MSPDCL)	Pailapool	Line	
54	132 kV	Jiribam	132 kV Jiribam - Jiribam (PG)(MSPDCL)	Jiribam	Line	
55	132 kV	Jiribam	132 kV Jiribam - Loktak	Loktak	Line	
56	132 kv	Jiribam	132 kv Jiribam - Haflong	Haflong	Line	
57	132 kV	Jiribam	132 kV Jiribam - Badarpur	Badarpur	Line	
58	132 kV	Haflong	132 kV Haflong-Jiribam(PG)(PGCIL)	Jiribam	Line	2
59	132 kV	Haflong	132 kV Haflong-Umrangshu(PGCIL)	Umrangshu	Line	
60	132 kV	Haflong	132 kV Haflong - Haflong	Haflong	Line	
61	132 kV	Pare	132 kV Pare -Ranganadi S/C (PGCIL)	Ranganadi	Line	2
62	132 kV	Pare	132 kV Pare - Nirjuli line (PGCIL)	Nirjuli	Line	
63	132 kV	Pare	132 kV Pare -North Lakhimpur S/C (Sterlite)	NorthLakhimpur	Line	
64	132 kV	Pare	132 kV Pare -Chimpu S/C (Sterlite)	Chimpu	Line	
65	132 kV	Badarpur	132 kV Badarpur - Panchgram S/C (PGCIL)	Panchgram	Line	4
66	132 kV	Badarpur	132 kV Badarpur - Khliehriat S/C (PGCIL)	Khliehriat	Line	
67	132 kV	Badarpur	132 kV Badarpur - Jiribam (PG) S/C (PGCIL)	Jiribam	Line	
68	132 kV	Badarpur	132 kV Badarpur - Silchar Line-1 (PGCIL)	Silchar	Line	
69	132 kV	Badarpur	132 kV Badarpur - Silchar Line-2 (PGCIL)	Silchar	Line	
70	132 kV	Badarpur	132 kV Badarpur - Kolasib S/C (PGCIL)	Kolasib	Line	
71	132 kV	Badarpur	132 kV Badarpur - Kumarghat S/C (PGCIL)	Kumarghat	Line	
72	132 kV	Loktak	132 kV Loktak - Ningthoukhong S/C (MSPDCL)	Ningthoukhong	Line	2
73	132 kV	Loktak	132 kV Loktak - Imphal S/C (PGCIL)	Imphal	Line	
74	132 kV	Loktak	132 kV Loktak - Rengpang S/C (MSPDCL)	Rengpang	Line	
75	132 kV	Loktak	132 kV Loktak - Jiribam (PG) S/C (PGCIL)	Jiribam	Line	
76	132 kV	Imphal(PG)	132 kV Imphal(PG) -Imphal (MSPDCL) line-1 (PGCIL)	Imphal	Line	2
77	132 kV	Imphal(PG)	132 kV Imphal(PG) -Imphal (MSPDCL) line-2 (MSPDCL)	Imphal	Line	
78	132 kV	Imphal(PG)	132 kV Imphal(PG) -Imphal (MSPDCL) line-3 (MSPDCL)	Imphal	Line	
79	132 kV	Imphal	132 kV Imphal - Dimapur line S/C(PGCIL)	Dimapur	Line	2
80	132 kV	Imphal	132 kV Imphal - Ningthoukhong (MSPDCL) line-1	Ningthoukhong	Line	
81	132 kV	Imphal	132 kV Imphal - Ningthoukhong Line-2	Ningthoukhong	Line	
82	132 kV	Imphal	132 kV Imphal - Ninghthoukhong line-3	Ninghthoukhong	Line	
83	132 kV	RCNagar	132 kV R C Nagar - Agartala -1 (PGCIL)	Agartala	Line	3
84	132 kV	RCNagar	132 kV R C Nagar - Agartala -2 (PGCIL)	Agartala	Line	
85	132 kV	RCNagar	132 kV R C Nagar - Kumarghat Line (PGCIL)	Kumarghat	Line	
86	132 kV	RCNagar	132 kV RC Nagar - PK Bari -1	PKBari	Line	
87	132 kV	RCNagar	132 kV RC Nagar - PK Bari -2	PKBari	Line	
88	132 kV	Doyang	132 kV Doyang - Dimapur (PG) Line-1 (PGCIL)	Dimapur	Line	2
89	132 kV	Doyang	132 kV Doyang - Dimapur (PG) Line-2 (PGCIL)	Dimapur	Line	
90	132 kV	Doyang	132 kV Doyang - Mokokchung S/C (DoP Nagaland)	Mokokchung	Line	
91	132 kV	Doyang	132 kV Doyang -Sanis line(DoP Nagaland)	Sanis	Line	
92	132 kV	Aizawl	132 kV Aizawl - Lungmual line (P&ED Mizoram)	Lungmual	Line	3
93	132 kV	Aizawl	132 kV Aizawl - Kumarghat line(PGCIL)	Kumarghat	Line	
94	132 kV	Aizawl	132 kV Aizawl - Kolasib line (PGCIL)	Kolasib	Line	

Central Sector Locations in North-Eastern Region for PMU placement under URTDSM Project Phase-II ISTS Portion						
S.No	**kV S/S or MW of Gen Unit**	**Name of Station**	**Owner Utility**	**Name of Feeder**	**Element Type**	**No of PMUs**
95	132 kV	Aizawl	132 kV Aizawl - Tipaimukh (PGCIL & MSPDCL)	Tipaimukh	Line	
96	132 kV	Aizawl	132 kV Aizawl - Melriat (PG) line (PGCIL)	Melriat	Line	
97	132 kV	Silchar	132 kV Silchar-Srikona -1	Srikona	Line	3
98	132 kV	Silchar	132 kV Silchar-Srikona -2	Srikona	Line	
99	132 kV	Silchar	132 kV Silchar-Hailakand -1	Hailakand	Line	
100	132 kV	Silchar	132 kV Silchar-Hailakand -2	Hailakand	Line	
101	132 kV	Silchar	132 kV Silchar-Melriat -1	Melriat	Line	
102	132 kV	Silchar	132 kV Silchar-Melriat -2	Melriat	Line	
103	132 kV	Khandong	132 kV Khandong-Kopili -1(PGCIL)	Kopili	Line	3
104	132 kV	Khandong	132 kV Khandong-Kopili -2(PGCIL)	Kopili	Line	
105	132 kV	Khandong	132 kV Khandong-Khleihriat -1	Khleihriat	Line	
106	132 kV	Khandong	132 kV Khandong-Khleihriat -2	Khleihriat	Line	
107	132 kV	Khandong	132 kV Khandong-Umrangshu line(PGCIL)	Umrangshu	Line	
108	132 kV	Ranganadi	132 kV Ranganadi-Ziro S/C (PGCIL)	Ziro	Line	1
109	132 kV	Kameng	132kV Kameng-Khupi (DoP AP)	Khupi	Line	1
110	132 kV	Ziro	132 kV Ziro-Daporijo S/C (DOPARUNACHAL PRADESH)	Daporijo	Line	2
111	132 kV	Ziro	132 kV Ziro - Yachuli Line1	Yachuli	Line	
112	132 kV	Ziro	132 kV Ziro - Yachuli Line2	Yachuli	Line	
113	132 kV	Ranganadi	132 kV Ranganadi Chimpu	Chimpu	Line	1
114	132 kV	Roing	132 kV Roing-Tezu S/C(PGCIL)	Tezu	Line	3
115	132 kV	Roing	132 kV Roing-Pasighat S/C(PGCIL)	Pasighat	Line	
116	132 kV	Roing	132 kV Roing - Chapakhowa line -1	Chapakhowa	Line	
117	132 kV	Roing	132 kV Roing - Chapakhowa line -2	Chapakhowa	Line	
118	132 kV	Roing	132 kV Roing - Dambuk	Dambuk	Line	
119	132 kV	Nirjuli	132 kV Nirjuli - Lekhi S/C (PGCILDOPARUNACHAL PRADESH)	Lekhi	Line	2
120	132 kV	Nirjuli	132 kV Nirjuli-Gohpur S/C(PGCIL)	Gohpur	Line	
121	132 kV	Nirjuli	132 kV Nirjuli - North Lakhimpur	NorthLakhimpur	Line	
122	132 kV	SMNagar	132 kV SM Nagar - SM Nagar	SMNagar	Line	1
123	132 kV	SMNagar	132 kV SM Nagar - BJ Nagar	BJNagar	Line	
124	132 kV	PKbari	132 kV PK bari - PK Bari	PKBari	Line	1
125	132 kV	PKBari	132 kV PK Bari - Ambasaa	Ambasaa	Line	
126	132 kV	Palatana	132 kV Palatana - SM Nagar	SMNagar	Line	1
127	132 kV	Palatana	132 kV Palatana - Udaipur	Udaipur	Line	
128	132 kV	132kVKumarghat	132kV Kumarghat - PK Bari S/C (TSECL)	PKBari	Line	1
129	132 kV	Kumarghat	132 kV Kumarghat - Karimganj	Karimganj	Line	1
130	132 kV	Kumarghat	132 kV Kumarghat - Aizawl	Aizawl	Line	
131	132 kV	Mokokchung	132 kV Mokokchung - Mokokchung -1	Mokokchung	Line	1
132	132 kV	Mokokchung	132 kV Mokokchung - Mokokchung -2	Mokokchung	Line	
133	132 kV	Dimapur(PG)	132 kV Dimapur(PG)-Dimapur(NL)-II	Dimapur	Line	1
134	132 kV	Melriat(PG)	132 kV Melriat(PG)-Sihhmui Line-1(PGCIL)	Sihhmui	Line	2
135	132 kV	Melriat(PG)	132 kV Melriat(PG)-Sihhmui Line-2(PGCIL)	Sihhmui	Line	
136	132 kV	Melriat(PG)	132 kV Melriat(PG)-Zuangtui S/C (PGCIL)	Zuangtui	Line	
137	132 kV	Khliehriat(PG)	132 kV Khliehriat(PG)-Khliehriat -I (PGCIL)	Khliehriat	Line	2
138	132 kV	Khliehriat(PG)	132 kV Khliehriat(PG)-Khliehriat-II (MeECL)	Khliehriat	Line	
139	132 kV	Khliehriat(PG)	132 kV Khliehriat(PG)-Khandong -1	Khandong	Line	
140	132 kV	Khliehriat(PG)	132 kV Khliehriat(PG)-Khandong -2	Khandong	Line	
141	132 kV	Tezu	132 kV Tezu-Namsai S/C(PGCIL)	Namsai	Line	1
142	132 kV	Tezu	132 kV Tezu - Hailapani	Hailapani	Line	
143	132 kV	Namsai	132 kV Namsai-Tezu(PGCIL)	Tezu	Line	1
144	132 kV	Namsai	132 kV Namsai - Mao	Mao	Line	
145	132 kV	Nangalbibra	132 kV Nangalbibra-Nangalbibra Line -1	Nangalbibra	Line	1
146	132 kV	Nangalbibra	132 kV Nangalbibra-Nangalbibra Line -2	Nangalbibra	Line	
147	220 kV	Bongaigaon	220 kV Bongaigaon-Nangalbibra Line -1 (Sterlite)	Nangalbibra	Line	1
148	220 kV	Bongaigaon	220 kV Bongaigaon-Nangalbibra Line -2 (Sterlite)	Nangalbibra	Line	
149	220 kV	Namsai	220 kV Namsai-Kathalguri Line 1	Kathalguri	Line	1
150	220 kV	Namsai	220 kV Namsai-Kathalguri Line 2	Kathalguri	Line	
151	220 kV	Mokokchung(PG)	220 kV Mokokchung(PG)-Mokokchung -1	Mokokchung	Line	1
152	220 kV	Mokokchung(PG)	220 kV Mokokchung(PG)-Mokokchung -2	Mokokchung	Line	

Central Sector Locations in North-Eastern Region for PMU placement under URTDSM Project Phase-II ISTS Portion						
S.No	**kV S/S or MW of Gen Unit**	**Name of Station**	**Owner Utility**	**Name of Feeder**	**Element Type**	**No of PMUs**
153	220 kV	Mokokchung	220 kV Mokokchung - Zhadima	Zhadima	Line	1
154	220 kV	Balipara	220 kV Balipara - Sonabil Line-1	Sonabil	Line	1
155	220 kV	Balipara	220 kV Balipara - Sonabil Line-2	Sonabil	Line	
156	220 kV	Kathalguri	220kV Kathalguri - Mariani(AS)	Mariani	Line	3
157	220 kV	Kathalguri	220 kV Kathalguri - Deomali	Deomali	Line	
158	220 kV	Kathalguri	220 kV Kathalguri - Mariani(PG)	Mariani	Line	
159	220 kV	Kathalguri	220 kV Kathalguri - Tinsukia Line 1	Tinsukia	Line	
160	220 kV	Kathalguri	220 kV Kathalguri - Tinsukia Line 2	Tinsukia	Line	
161	220 kV	Salakati	220 kV Salakati-Bongaigaon Line -1 (PGCIL)	Bongaigaon	Line	1
162	220 kV	Salakati	220 kV Salakati-Bongaigaon Line -2 (PGCIL)	Bongaigaon	Line	
163	132 kV	BNC	132 kV BNC - Gohpur	Gohpur	Line	1
164	132 kV	BNC	132 kV BNC - Chimpu	Chimpu	Line	
165	132 kV	Dharamanagar	132 kV Dharmanagar - Dullavcherra	Dullavcherra	Line	1
166	132 kV	Karong	132 kV Karong - Kohima	Kohima	Line	1
167	132 kV	Sarusajai	132 kV Sarusajai - Umtru Line1	Umtru	Line	1
168	132 kV	Sarusajai	132 kV Sarusajai - Umtru Line2	Umtru	Line	
169	132 kV	Kahilipara	132 kV Kahilipara - Umtru Line1	Umtru	Line	1
170	132 kV	Kahilipara	132 kV Kahilipara - Umtru Line2	Umtru	Line	
171	132 kV	Agia	132 kV Agia - Mendipathar	Mendipathar	Line	1
172	132 kV	Agia	132 kV Agia - Nangalbibra	Nangalbibra	Line	
173	132 kV	Hastingmari	132 kV Hastingmari - Ampati 1	Ampati	Line	1
174	132 kV	Hastingmari	132 kV Hastingmari - Ampati 2	Ampati	Line	
175	21	AGTCCP (RC Nagar)	NEEPCO (Central Sector)	1	GT	3
176	21			2	GT	
177	21			3	GT	
178	21			4	GT	
179	25.5			5	GT	
180	25.5			6	GT	
181	33.5	Kathalguri	NEEPCO (Central Sector)	1	GT	5
182	33.5			2	GT	
183	33.5			3	GT	
184	33.5			4	GT	
185	33.5			5	GT	
186	33.5			6	GT	
187	30			7	GT	
188	30			8	GT	
189	30			9	GT	
190	233	Palatana	OTPC (Central Sector)	1	GT	2
191	130			2	GT	
192	233			3	GT	
193	130			4	GT	
194	35	Loktak	NHPC (Central Sector)	1	GT	2
195	35			2	GT	
196	35			3	GT	
197	50	Kopili	NEEPCO (Central Sector)	1	GT	2
198	50			2	GT	
199	50			3	GT	
200	50			4	GT	
201	25	Khandong	NEEPCO (Central Sector)	1	GT	1
202	25			2	GT	
203	25	Khandong Stg 2		1	GT	1
204	105	Ranganadi (Panyor)		1	GT	2
205	105			2	GT	
206	105			3	GT	
207	55	Pare		1	GT	1
208	55			2	GT	
209	150	Kameng		1	GT	2
210	150			2	GT	
211	150			3	GT	
212	150			4	GT	
213	250	BgTPP	NTPC (Central Sector)	1	GT	2
214	250			2	GT	
215	250			3	GT	
216	25	Doyang	NEEPCO (Central Sector)	1	GT	2
217	25			2	GT	
218	25			3	GT	

TOTAL PMUs	**151**

Annexure 2.17a

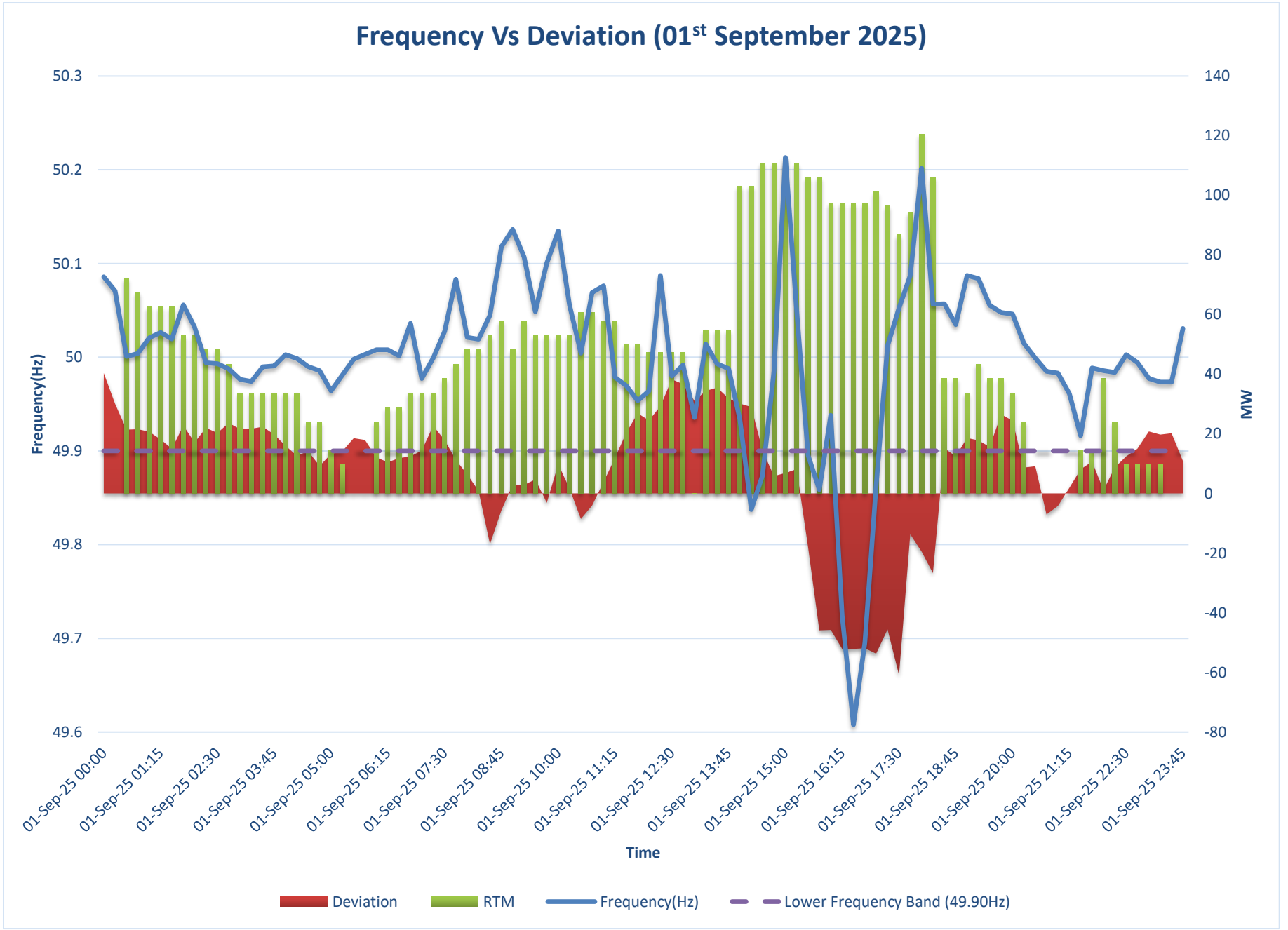

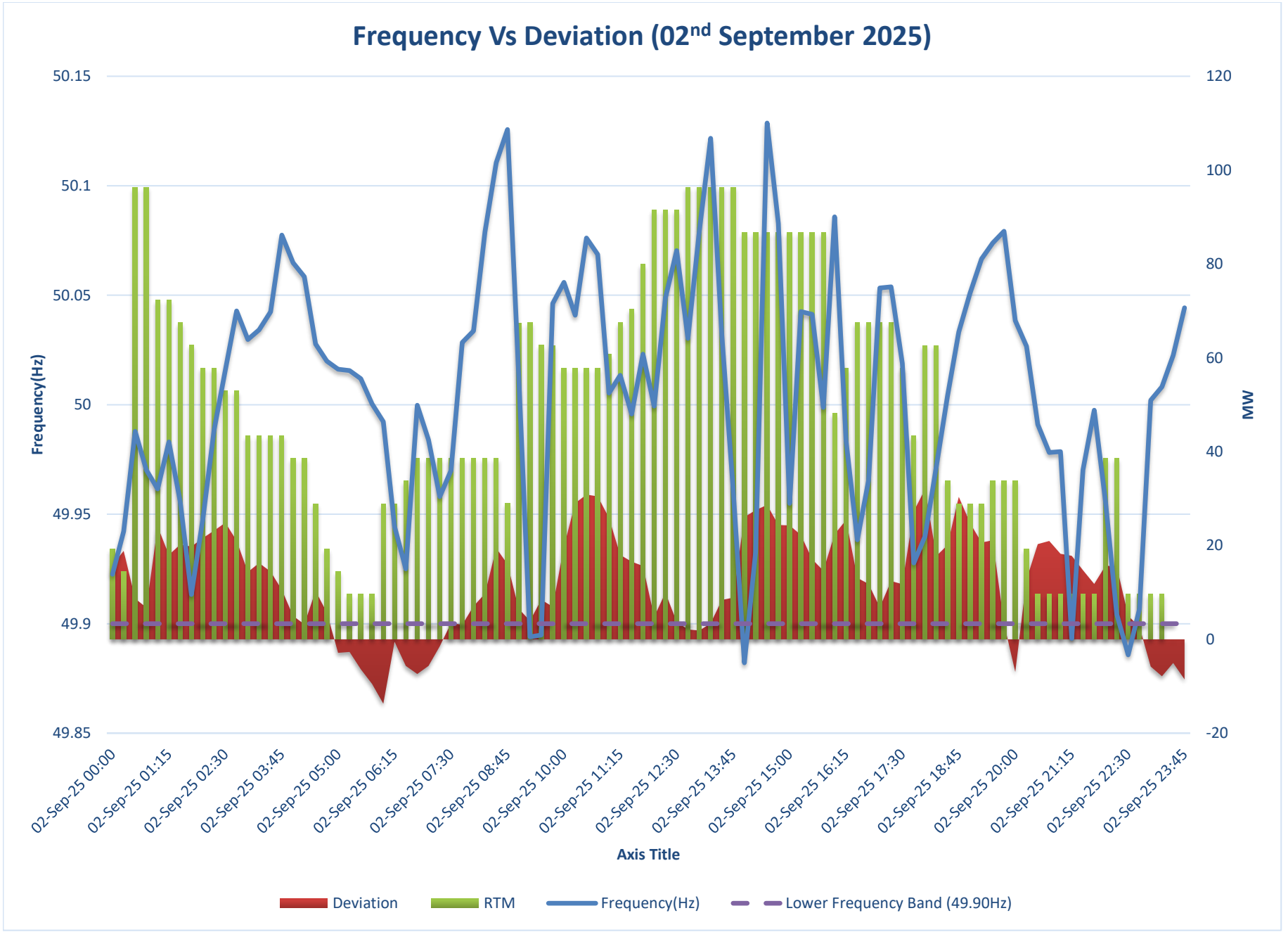
Frequency Vs Deviation (02nd September 2025)
50.15
50.1
50.05
50
49.95
49.9
49.85
Frequency(Hz)
120
100
80
60
40
20
0
-20
MW
02-Sep-25 00:00
02-Sep-25 01:15
02-Sep-25 02:30
02-Sep-25 03:45
02-Sep-25 05:00
02-Sep-25 06:15
02-Sep-25 07:30
02-Sep-25 08:45
02-Sep-25 10:00
02-Sep-25 11:15
02-Sep-25 12:30
02-Sep-25 13:45
02-Sep-25 15:00
02-Sep-25 16:15
02-Sep-25 17:30
02-Sep-25 18:45
02-Sep-25 20:00
02-Sep-25 21:15
02-Sep-25 22:30
02-Sep-25 23:45
Axis Title
Deviation
RTM
Frequency(Hz)
Lower Frequency Band (49.90Hz)

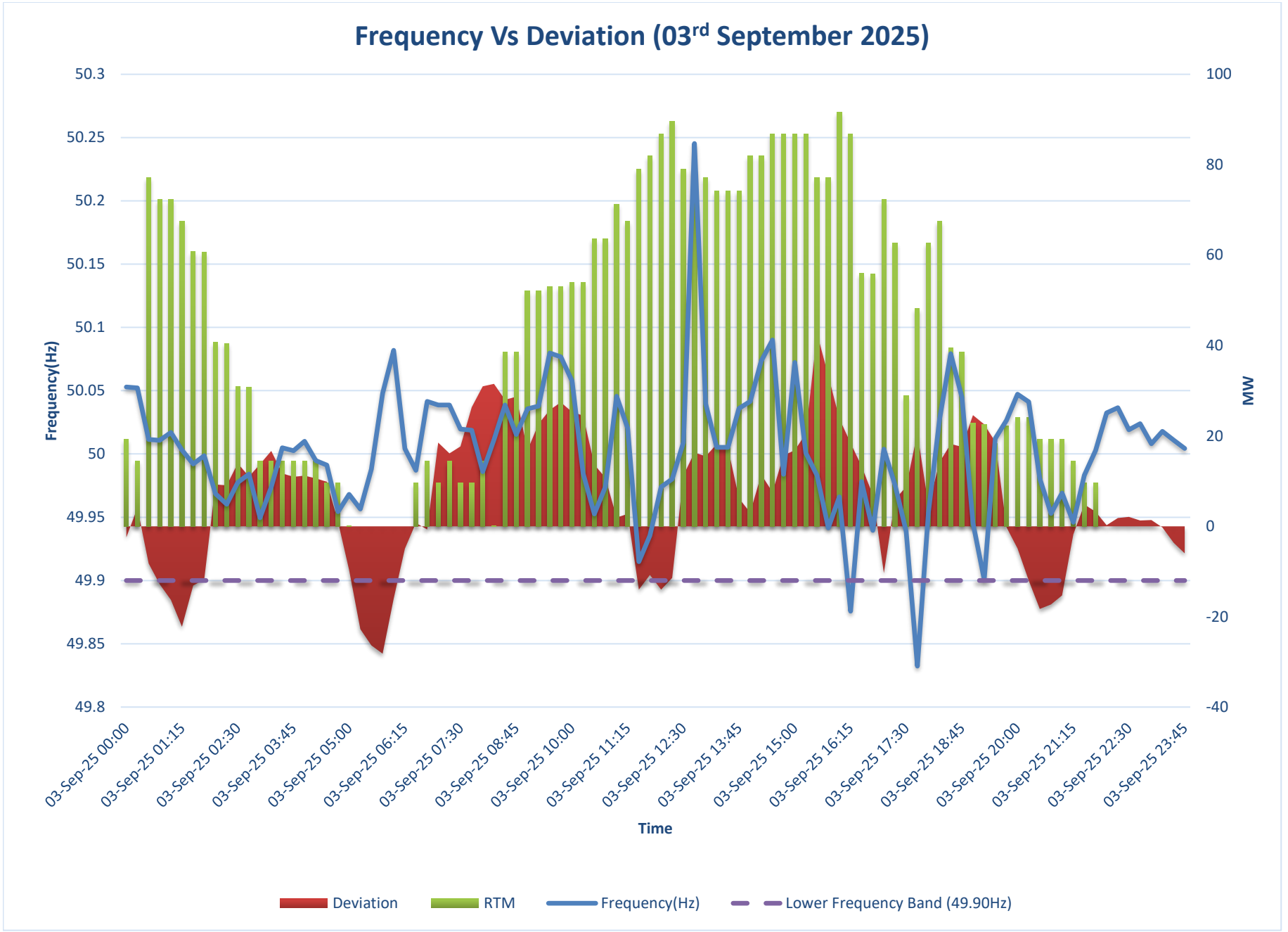
Frequency Vs Deviation (03rd September 2025)
Frequency(Hz)
MW
Time
50.3
50.25
50.2
50.15
50.1
50.05
50
49.95
49.9
49.85
49.8
100
80
60
40
20
0
-20
-40
03-Sep-25 00:00
03-Sep-25 01:15
03-Sep-25 02:30
03-Sep-25 03:45
03-Sep-25 05:00
03-Sep-25 06:15
03-Sep-25 07:30
03-Sep-25 08:45
03-Sep-25 10:00
03-Sep-25 11:15
03-Sep-25 12:30
03-Sep-25 13:45
03-Sep-25 15:00
03-Sep-25 16:15
03-Sep-25 17:30
03-Sep-25 18:45
03-Sep-25 20:00
03-Sep-25 21:15
03-Sep-25 22:30
03-Sep-25 23:45
Deviation
RTM
Frequency(Hz)
Lower Frequency Band (49.90Hz)

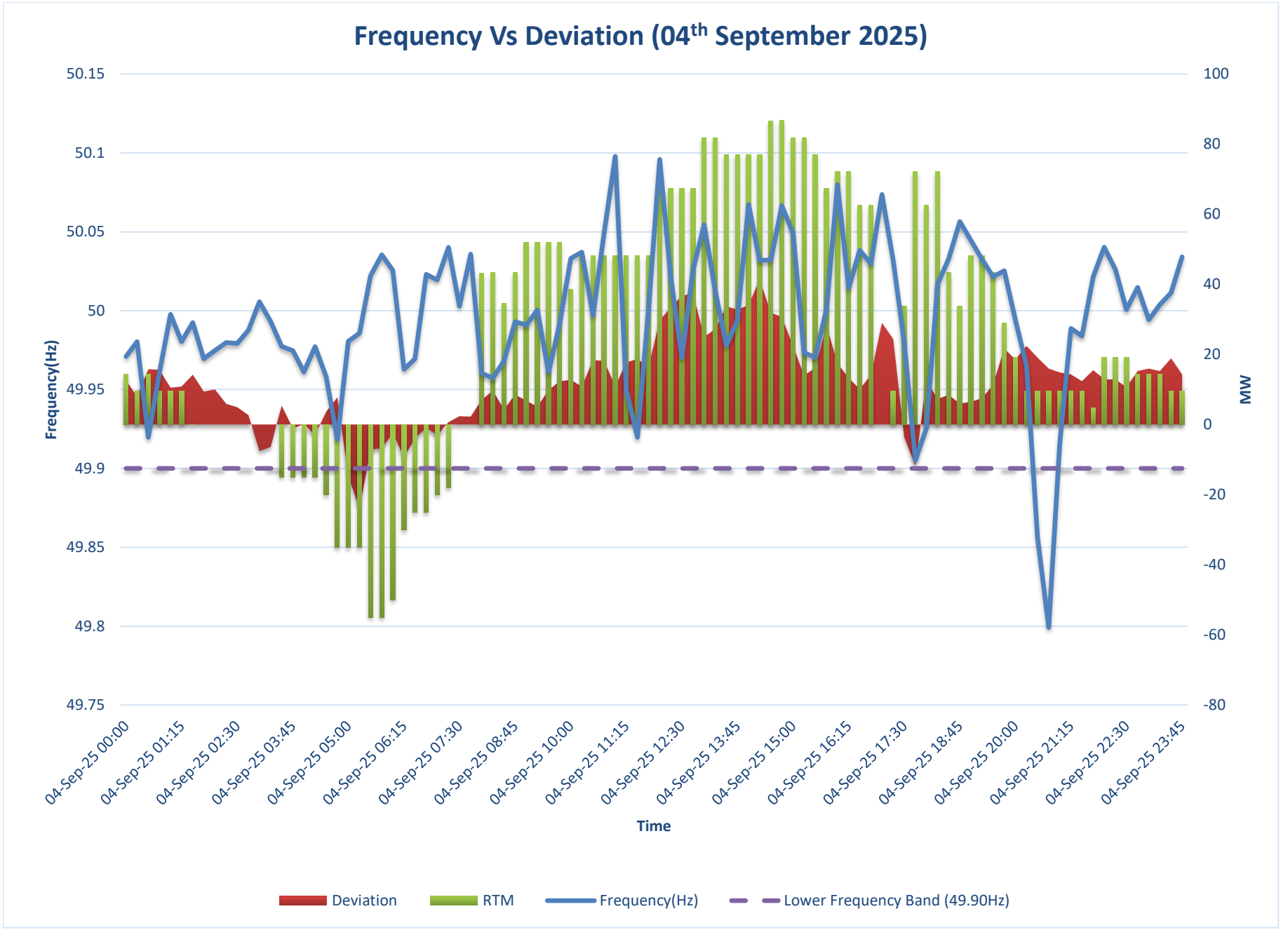
Frequency Vs Deviation (04th September 2025)
50.15
50.1
50.05
50
49.95
49.9
49.85
49.8
49.75
Frequency(Hz)
100
80
60
40
20
0
-20
-40
-60
-80
MW
04-Sep-25 00:00
04-Sep-25 01:15
04-Sep-25 02:30
04-Sep-25 03:45
04-Sep-25 05:00
04-Sep-25 06:15
04-Sep-25 07:30
04-Sep-25 08:45
04-Sep-25 10:00
04-Sep-25 11:15
04-Sep-25 12:30
04-Sep-25 13:45
04-Sep-25 15:00
04-Sep-25 16:15
04-Sep-25 17:30
04-Sep-25 18:45
04-Sep-25 20:00
04-Sep-25 21:15
04-Sep-25 22:30
04-Sep-25 23:45
Time
Deviation
RTM
Frequency(Hz)
Lower Frequency Band (49.90Hz)

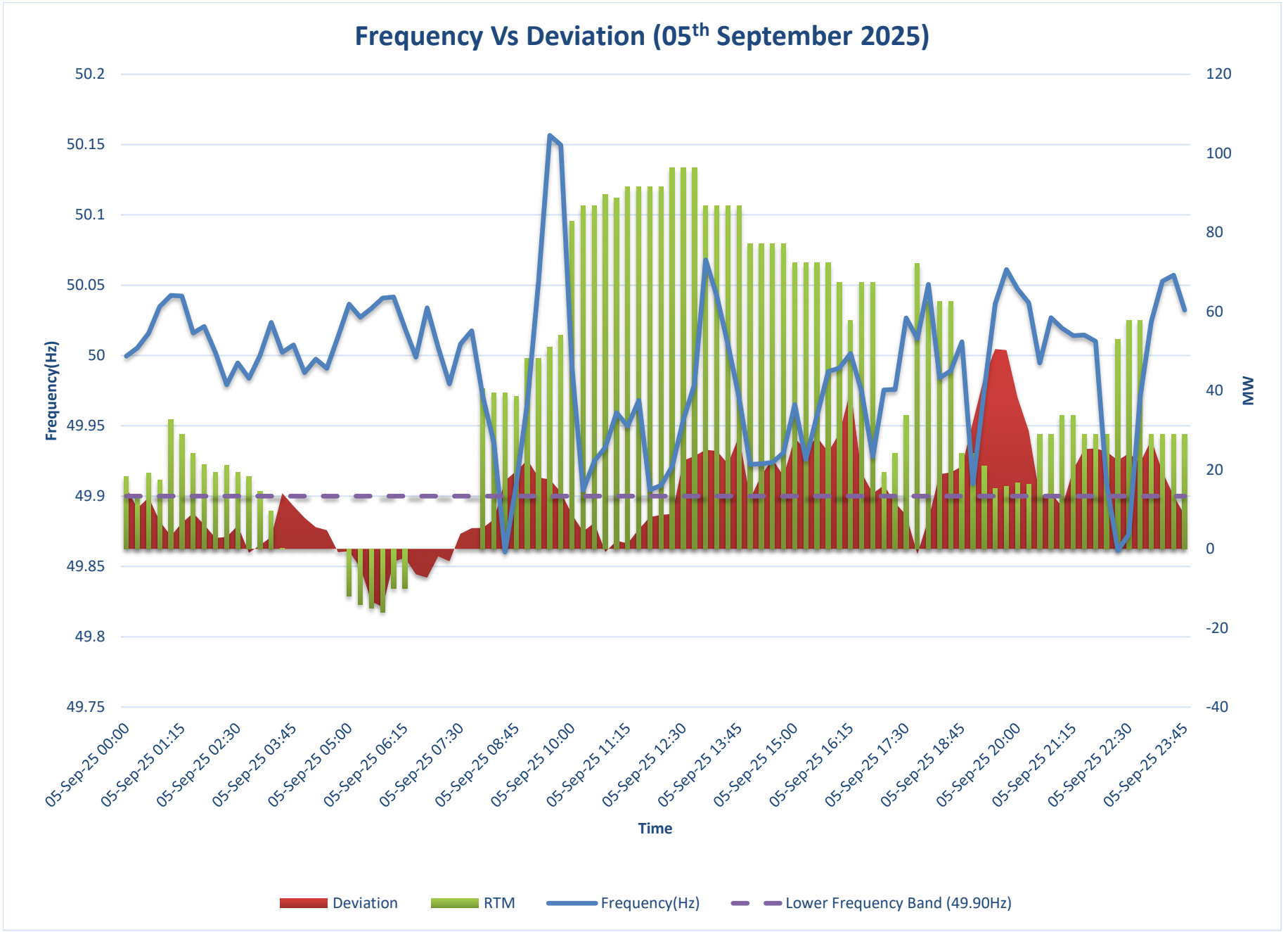
Frequency Vs Deviation (05th September 2025)
Frequency(Hz)
MW
Time
50.2
50.15
50.1
50.05
50
49.95
49.9
49.85
49.8
49.75
120
100
80
60
40
20
0
-20
-40
05-Sep-25 00:00
05-Sep-25 01:15
05-Sep-25 02:30
05-Sep-25 03:45
05-Sep-25 05:00
05-Sep-25 06:15
05-Sep-25 07:30
05-Sep-25 08:45
05-Sep-25 10:00
05-Sep-25 11:15
05-Sep-25 12:30
05-Sep-25 13:45
05-Sep-25 15:00
05-Sep-25 16:15
05-Sep-25 17:30
05-Sep-25 18:45
05-Sep-25 20:00
05-Sep-25 21:15
05-Sep-25 22:30
05-Sep-25 23:45
Deviation
RTM
Frequency(Hz)
Lower Frequency Band (49.90Hz)

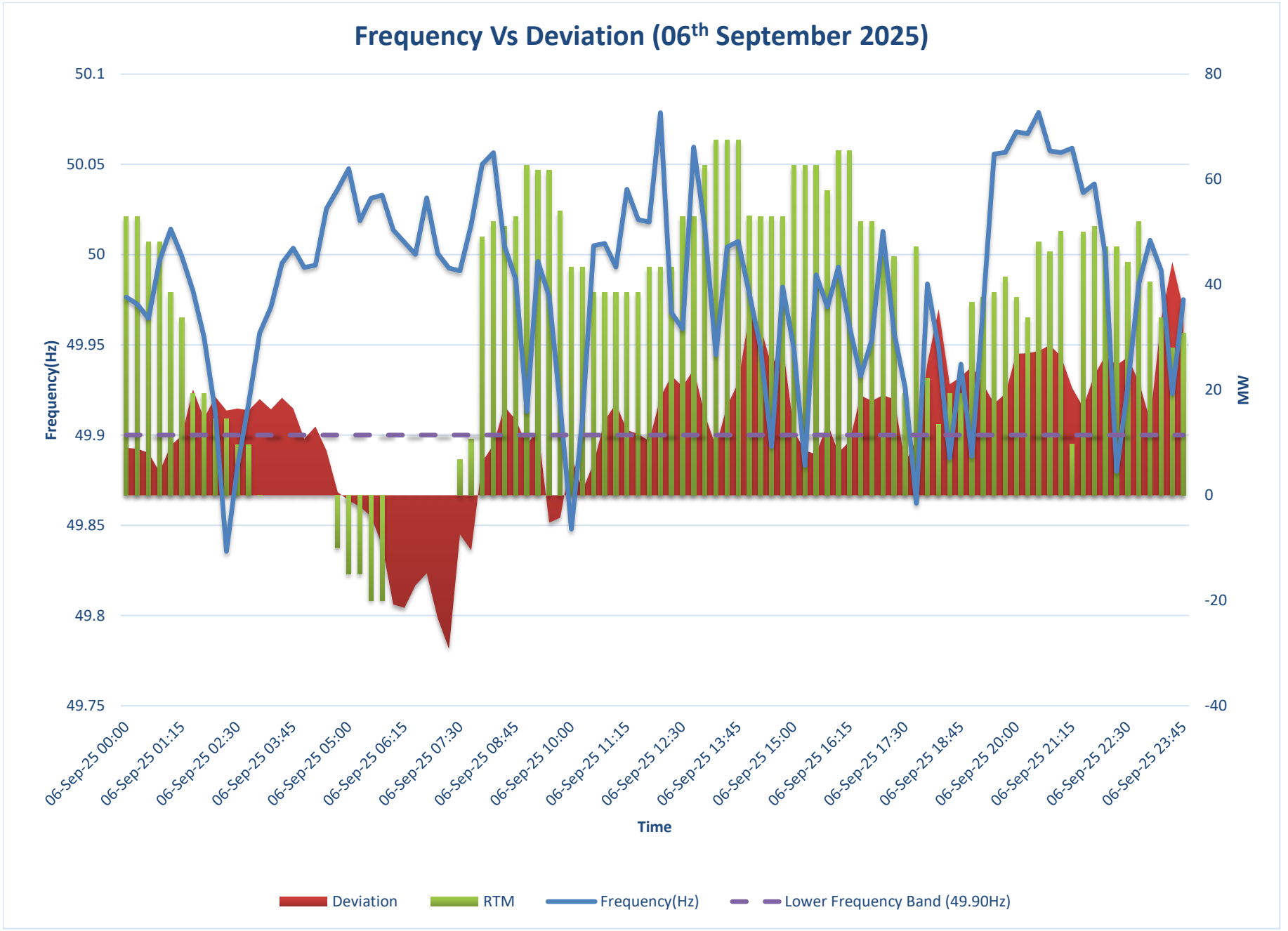
Frequency Vs Deviation (06th September 2025)
50.1
50.05
50
49.95
49.9
49.85
49.8
49.75
Frequency(Hz)
80
60
40
20
0
-20
-40
MW
06-Sep-25 00:00
06-Sep-25 01:15
06-Sep-25 02:30
06-Sep-25 03:45
06-Sep-25 05:00
06-Sep-25 06:15
06-Sep-25 07:30
06-Sep-25 08:45
06-Sep-25 10:00
06-Sep-25 11:15
06-Sep-25 12:30
06-Sep-25 13:45
06-Sep-25 15:00
06-Sep-25 16:15
06-Sep-25 17:30
06-Sep-25 18:45
06-Sep-25 20:00
06-Sep-25 21:15
06-Sep-25 22:30
06-Sep-25 23:45
Time
Deviation
RTM
Frequency(Hz)
Lower Frequency Band (49.90Hz)

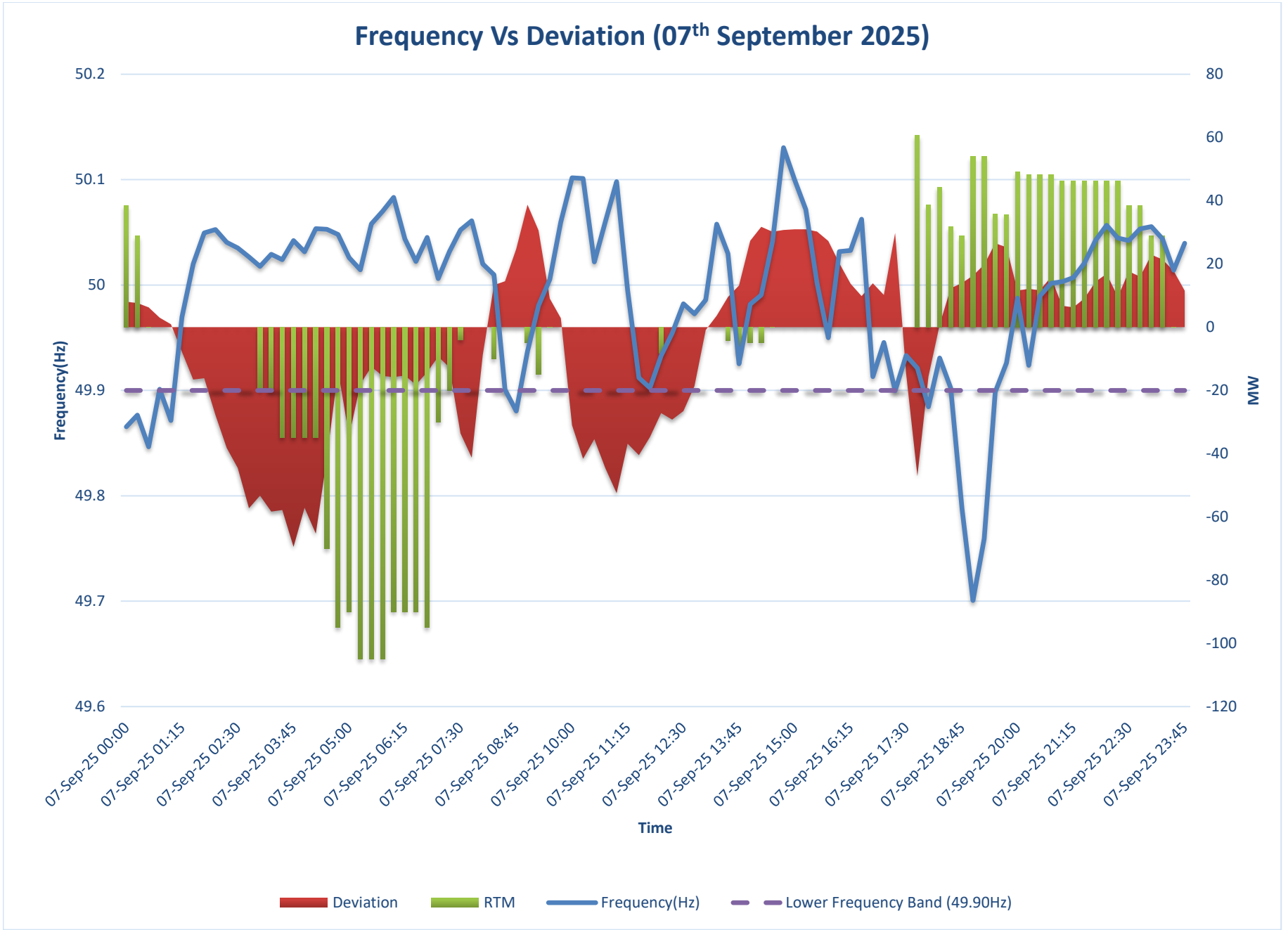
Frequency Vs Deviation (07th September 2025)
50.2
50.1
50
49.9
49.8
49.7
49.6
Frequency(Hz)
80
60
40
20
0
-20
-40
-60
-80
-100
-120
MW
07-Sep-25 00:00
07-Sep-25 01:15
07-Sep-25 02:30
07-Sep-25 03:45
07-Sep-25 05:00
07-Sep-25 06:15
07-Sep-25 07:30
07-Sep-25 08:45
07-Sep-25 10:00
07-Sep-25 11:15
07-Sep-25 12:30
07-Sep-25 13:45
07-Sep-25 15:00
07-Sep-25 16:15
07-Sep-25 17:30
07-Sep-25 18:45
07-Sep-25 20:00
07-Sep-25 21:15
07-Sep-25 22:30
07-Sep-25 23:45
Time
Deviation
RTM
Frequency(Hz)
Lower Frequency Band (49.90Hz)

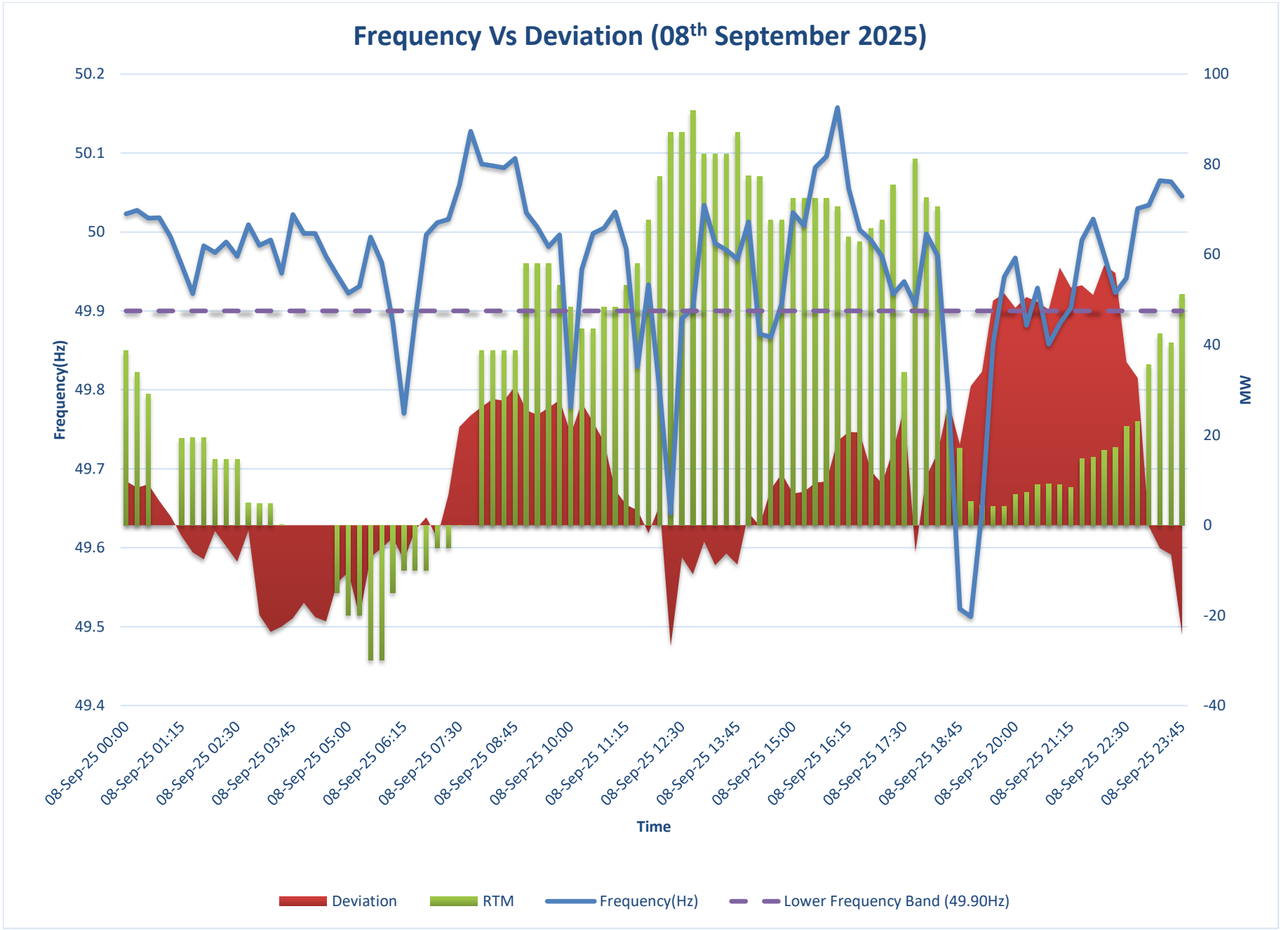
Frequency Vs Deviation (08th September 2025)
50.2
50.1
50
49.9
49.8
49.7
49.6
49.5
49.4
Frequency(Hz)
100
80
60
40
20
0
-20
-40
MW
08-Sep-25 00:00
08-Sep-25 01:15
08-Sep-25 02:30
08-Sep-25 03:45
08-Sep-25 05:00
08-Sep-25 06:15
08-Sep-25 07:30
08-Sep-25 08:45
08-Sep-25 10:00
08-Sep-25 11:15
08-Sep-25 12:30
08-Sep-25 13:45
08-Sep-25 15:00
08-Sep-25 16:15
08-Sep-25 17:30
08-Sep-25 18:45
08-Sep-25 20:00
08-Sep-25 21:15
08-Sep-25 22:30
08-Sep-25 23:45
Time
Deviation
RTM
Frequency(Hz)
Lower Frequency Band (49.90Hz)

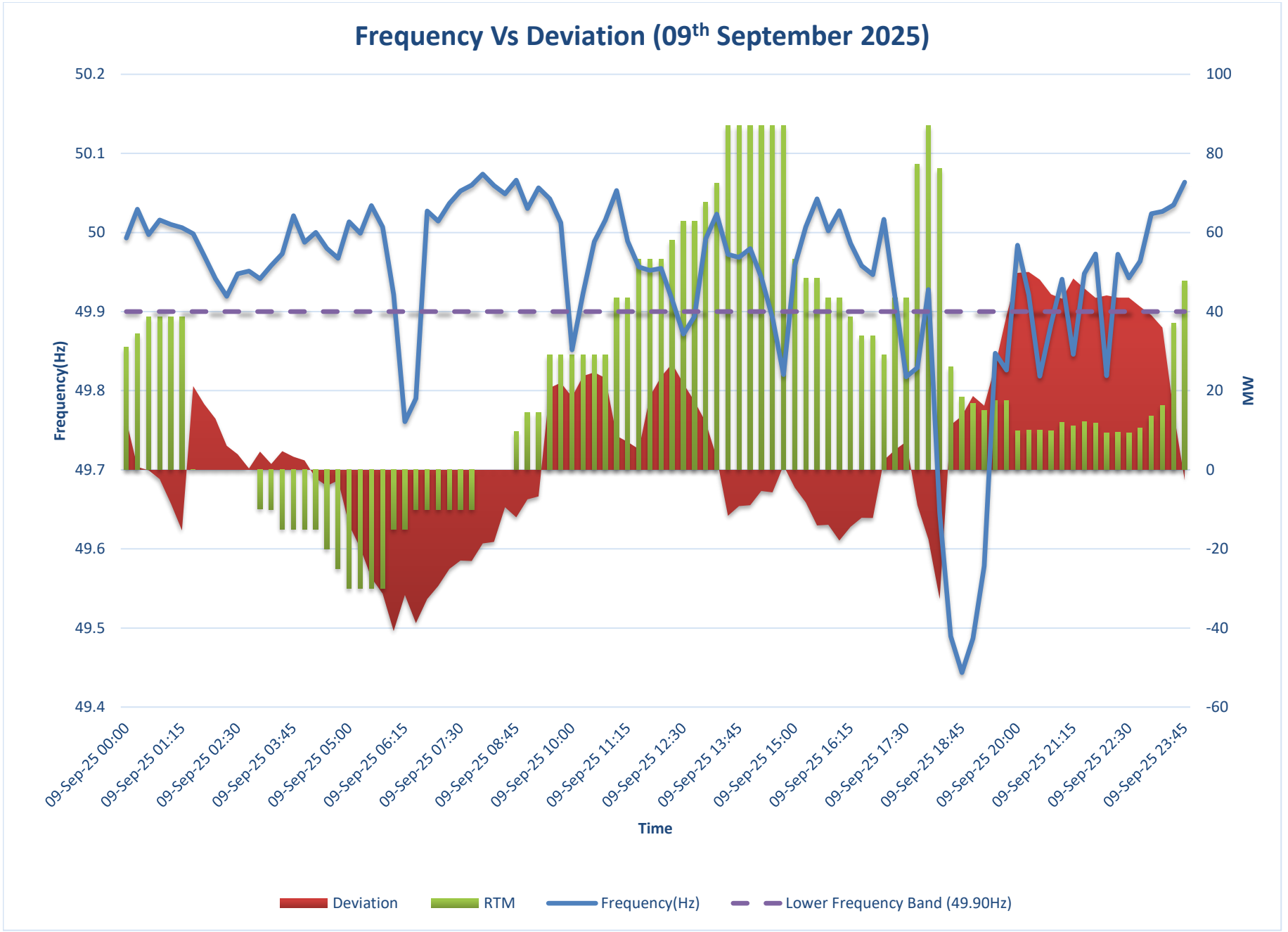
Frequency Vs Deviation (09th September 2025)
50.2
50.1
50
49.9
49.8
49.7
49.6
49.5
49.4
Frequency(Hz)
100
80
60
40
20
0
-20
-40
-60
MW
09-Sep-25 00:00
09-Sep-25 01:15
09-Sep-25 02:30
09-Sep-25 03:45
09-Sep-25 05:00
09-Sep-25 06:15
09-Sep-25 07:30
09-Sep-25 08:45
09-Sep-25 10:00
09-Sep-25 11:15
09-Sep-25 12:30
09-Sep-25 13:45
09-Sep-25 15:00
09-Sep-25 16:15
09-Sep-25 17:30
09-Sep-25 18:45
09-Sep-25 20:00
09-Sep-25 21:15
09-Sep-25 22:30
09-Sep-25 23:45
Time
Deviation
RTM
Frequency(Hz)
Lower Frequency Band (49.90Hz)

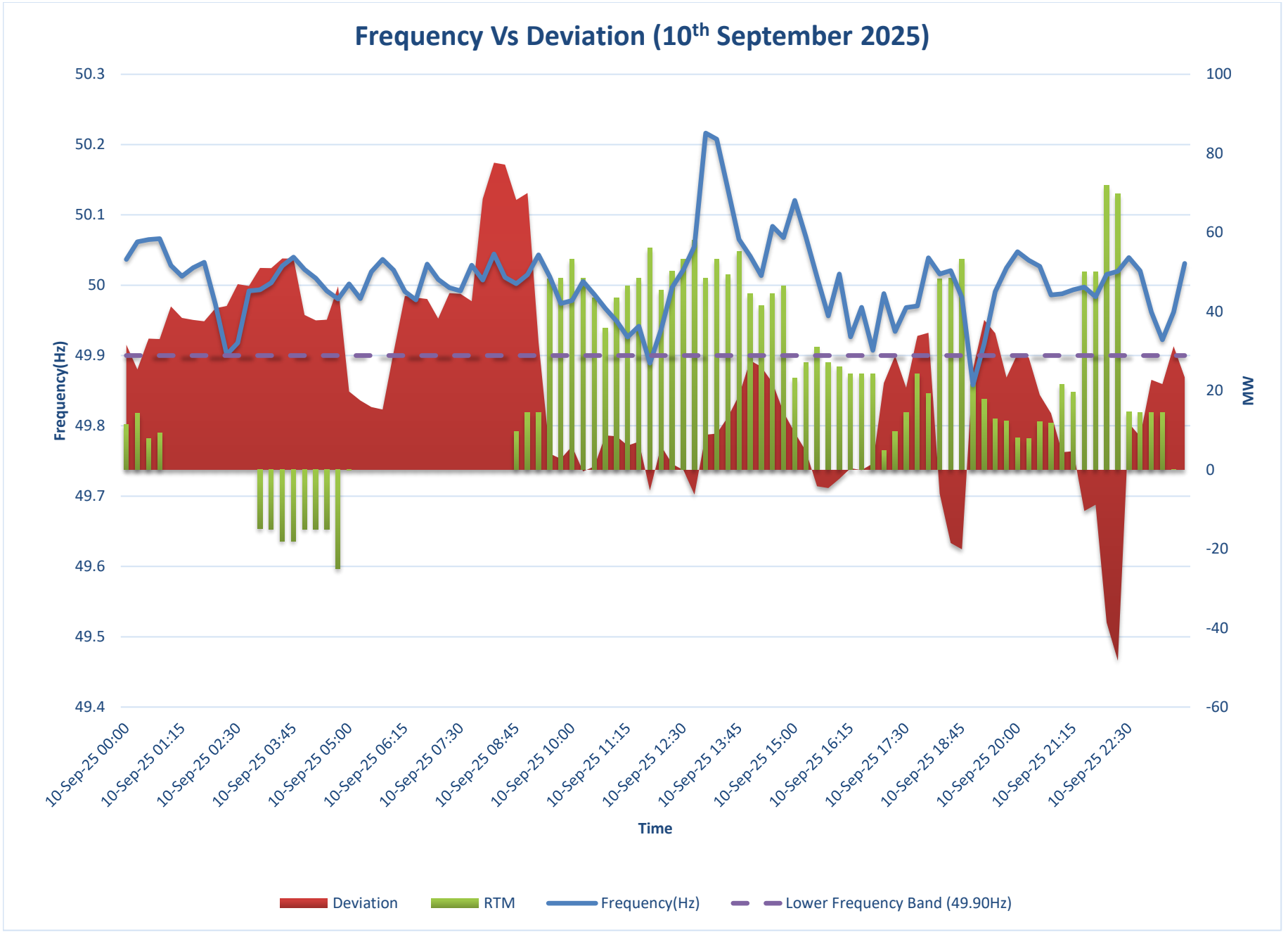
Frequency Vs Deviation (10th September 2025)
50.3
50.2
50.1
50
49.9
49.8
49.7
49.6
49.5
49.4
Frequency(Hz)
100
80
60
40
20
0
-20
-40
-60
MW
10-Sep-25 00:00
10-Sep-25 01:15
10-Sep-25 02:30
10-Sep-25 03:45
10-Sep-25 05:00
10-Sep-25 06:15
10-Sep-25 07:30
10-Sep-25 08:45
10-Sep-25 10:00
10-Sep-25 11:15
10-Sep-25 12:30
10-Sep-25 13:45
10-Sep-25 15:00
10-Sep-25 16:15
10-Sep-25 17:30
10-Sep-25 18:45
10-Sep-25 20:00
10-Sep-25 21:15
10-Sep-25 22:30
Time
Deviation
RTM
Frequency(Hz)
Lower Frequency Band (49.90Hz)

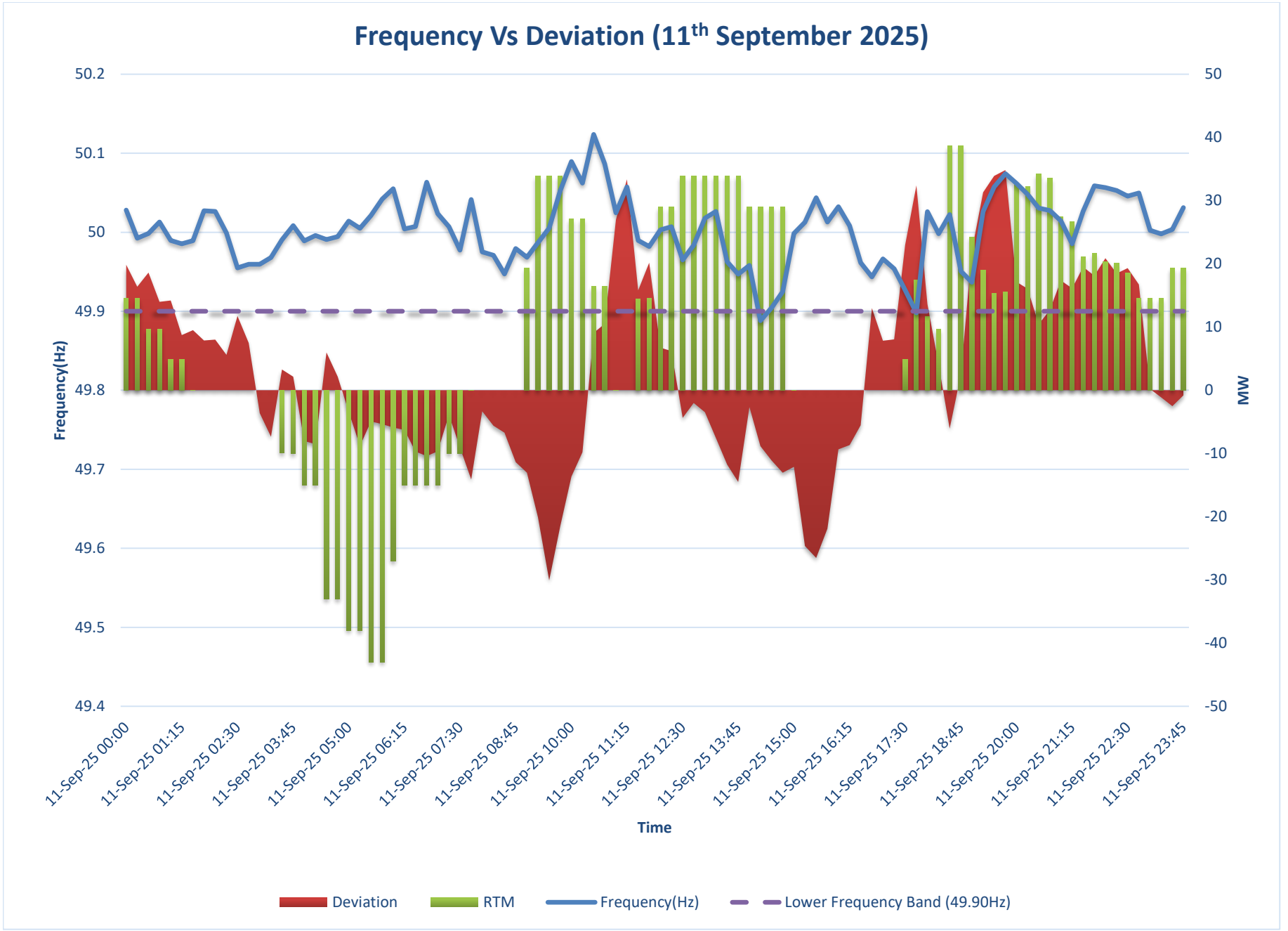
Frequency Vs Deviation (11th September 2025)
50.2
50.1
50
49.9
49.8
49.7
49.6
49.5
49.4
Frequency(Hz)
50
40
30
20
10
0
-10
-20
-30
-40
-50
MW
11-Sep-25 00:00
11-Sep-25 01:15
11-Sep-25 02:30
11-Sep-25 03:45
11-Sep-25 05:00
11-Sep-25 06:15
11-Sep-25 07:30
11-Sep-25 08:45
11-Sep-25 10:00
11-Sep-25 11:15
11-Sep-25 12:30
11-Sep-25 13:45
11-Sep-25 15:00
11-Sep-25 16:15
11-Sep-25 17:30
11-Sep-25 18:45
11-Sep-25 20:00
11-Sep-25 21:15
11-Sep-25 22:30
11-Sep-25 23:45
Time
Deviation
RTM
Frequency(Hz)
Lower Frequency Band (49.90Hz)

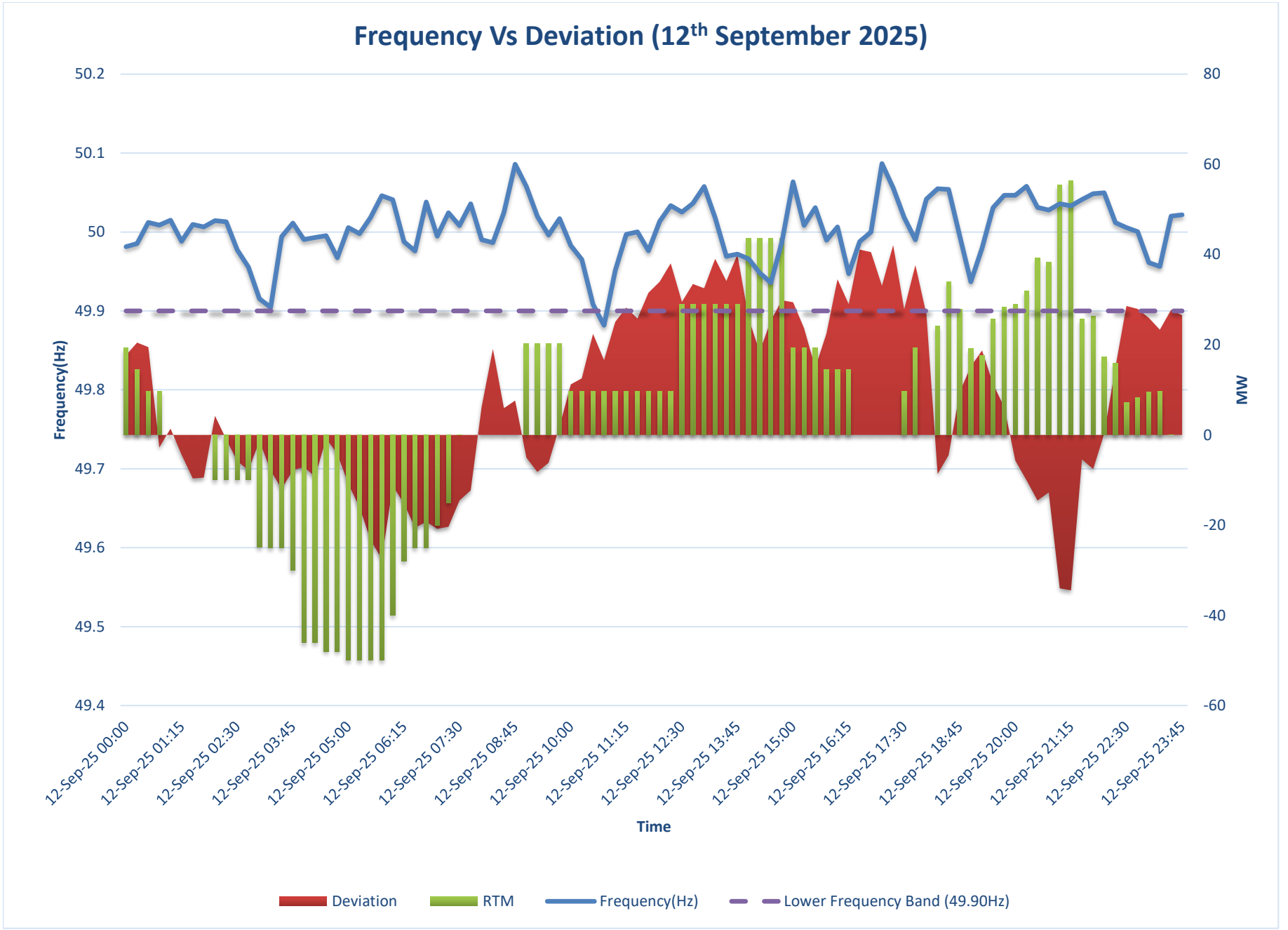
Frequency Vs Deviation (12th September 2025)
50.2
50.1
50
49.9
49.8
49.7
49.6
49.5
49.4
Frequency(Hz)
80
60
40
20
0
-20
-40
-60
MW
12-Sep-25 00:00
12-Sep-25 01:15
12-Sep-25 02:30
12-Sep-25 03:45
12-Sep-25 05:00
12-Sep-25 06:15
12-Sep-25 07:30
12-Sep-25 08:45
12-Sep-25 10:00
12-Sep-25 11:15
12-Sep-25 12:30
12-Sep-25 13:45
12-Sep-25 15:00
12-Sep-25 16:15
12-Sep-25 17:30
12-Sep-25 18:45
12-Sep-25 20:00
12-Sep-25 21:15
12-Sep-25 22:30
12-Sep-25 23:45
Time
Deviation
RTM
Frequency(Hz)
Lower Frequency Band (49.90Hz)

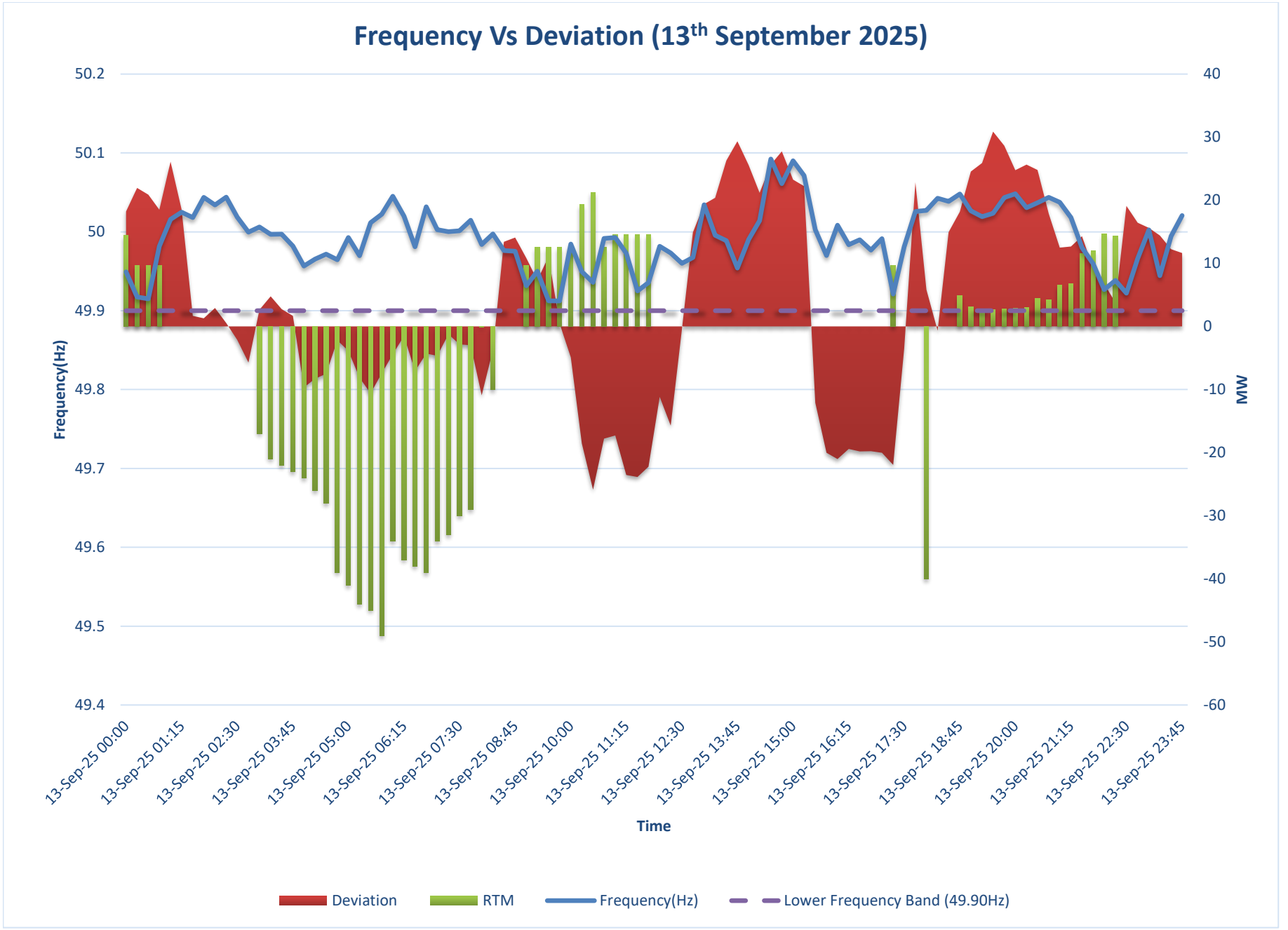
Frequency Vs Deviation (13th September 2025)
50.2
50.1
50
49.9
49.8
49.7
49.6
49.5
49.4
Frequency(Hz)
40
30
20
10
0
-10
-20
-30
-40
-50
-60
MW
13-Sep-25 00:00
13-Sep-25 01:15
13-Sep-25 02:30
13-Sep-25 03:45
13-Sep-25 05:00
13-Sep-25 06:15
13-Sep-25 07:30
13-Sep-25 08:45
13-Sep-25 10:00
13-Sep-25 11:15
13-Sep-25 12:30
13-Sep-25 13:45
13-Sep-25 15:00
13-Sep-25 16:15
13-Sep-25 17:30
13-Sep-25 18:45
13-Sep-25 20:00
13-Sep-25 21:15
13-Sep-25 22:30
13-Sep-25 23:45
Time
Deviation
RTM
Frequency(Hz)
Lower Frequency Band (49.90Hz)

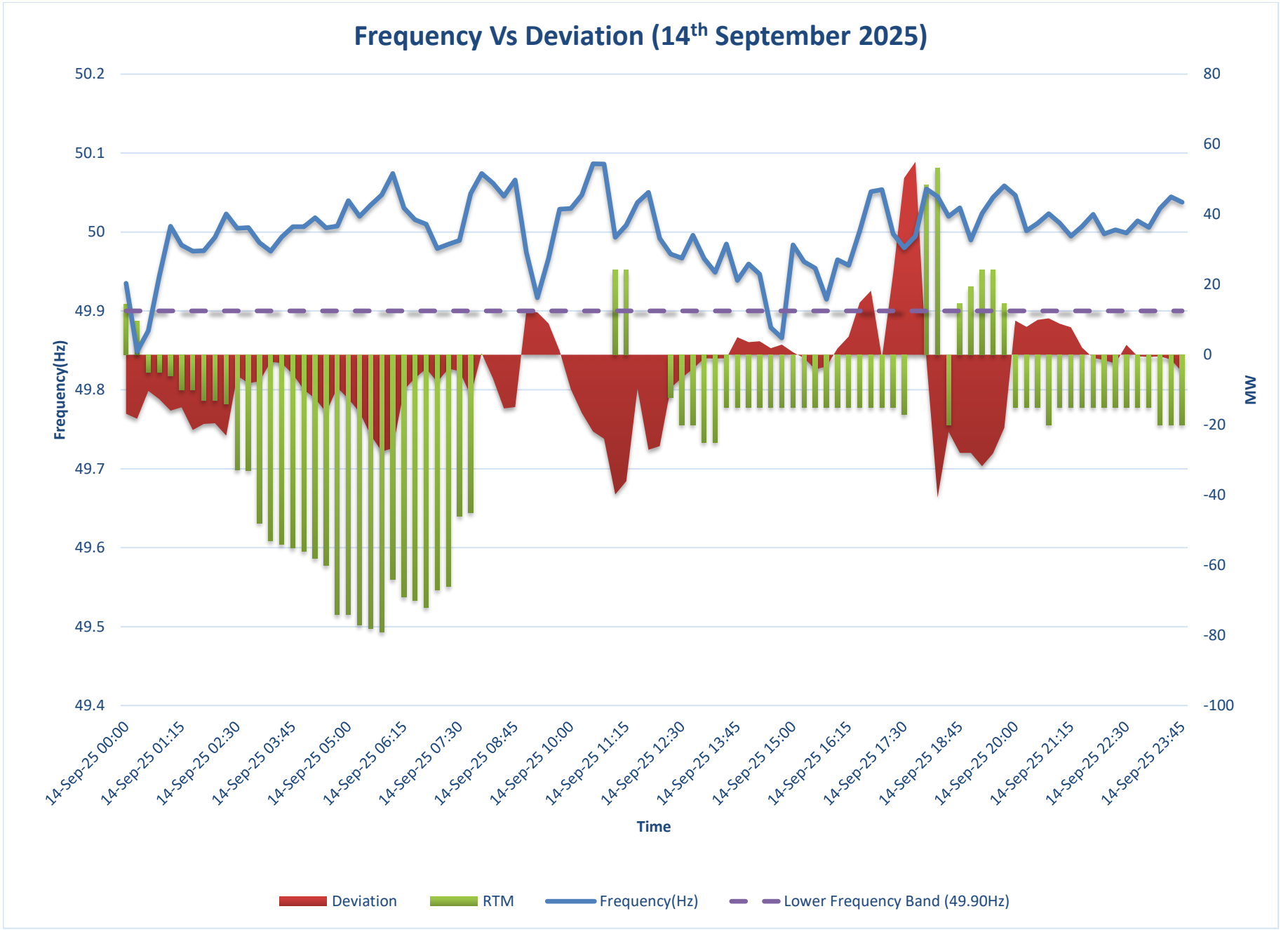
Frequency Vs Deviation (14th September 2025)
50.2
50.1
50
49.9
49.8
49.7
49.6
49.5
49.4
Frequency(Hz)
80
60
40
20
0
-20
-40
-60
-80
-100
MW
14-Sep-25 00:00
14-Sep-25 01:15
14-Sep-25 02:30
14-Sep-25 03:45
14-Sep-25 05:00
14-Sep-25 06:15
14-Sep-25 07:30
14-Sep-25 08:45
14-Sep-25 10:00
14-Sep-25 11:15
14-Sep-25 12:30
14-Sep-25 13:45
14-Sep-25 15:00
14-Sep-25 16:15
14-Sep-25 17:30
14-Sep-25 18:45
14-Sep-25 20:00
14-Sep-25 21:15
14-Sep-25 22:30
14-Sep-25 23:45
Time
Deviation
RTM
Frequency(Hz)
Lower Frequency Band (49.90Hz)

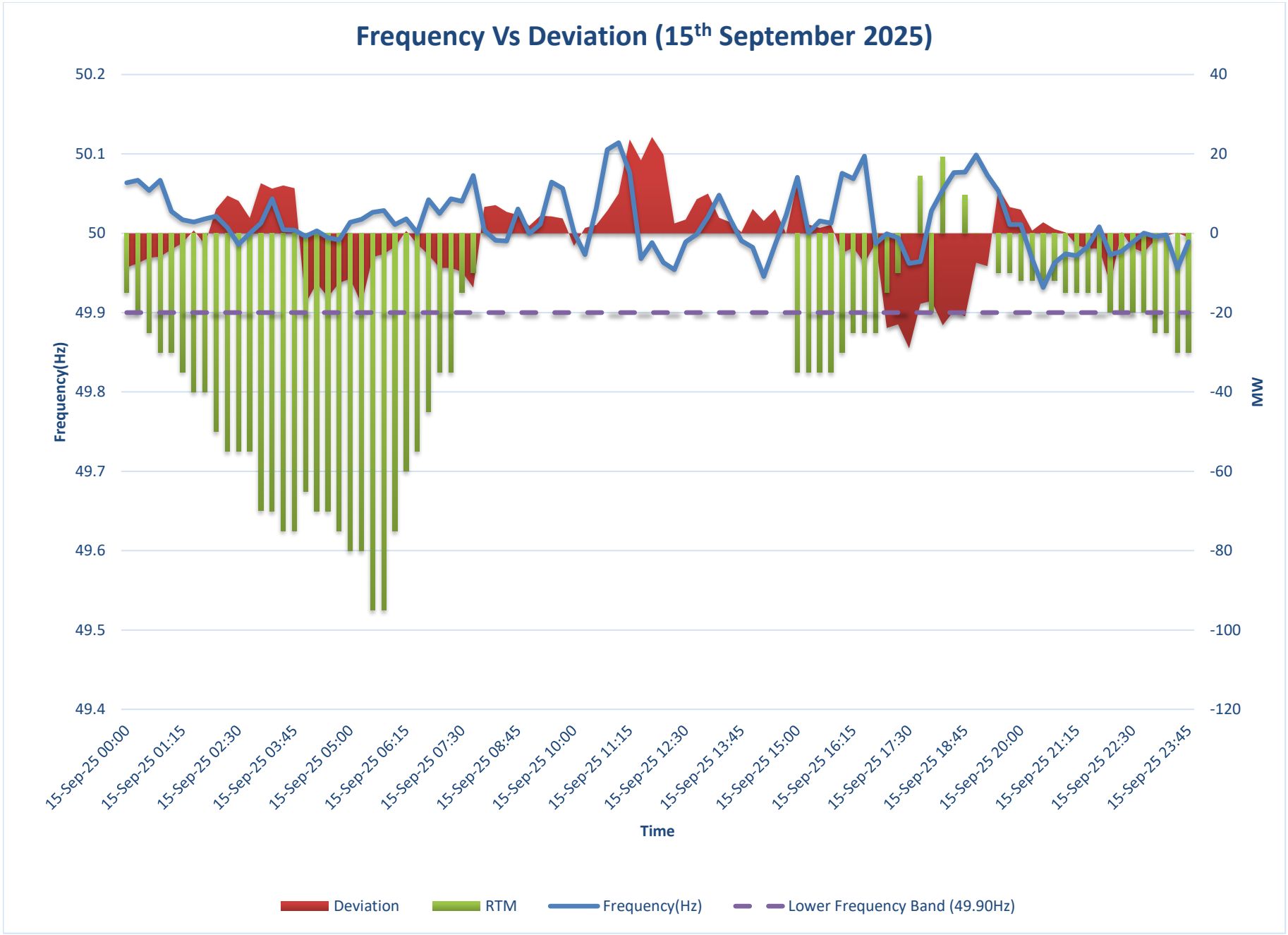
Frequency Vs Deviation (15th September 2025)
50.2
50.1
50
49.9
49.8
49.7
49.6
49.5
49.4
Frequency(Hz)
40
20
0
-20
-40
-60
-80
-100
-120
MW
15-Sep-25 00:00
15-Sep-25 01:15
15-Sep-25 02:30
15-Sep-25 03:45
15-Sep-25 05:00
15-Sep-25 06:15
15-Sep-25 07:30
15-Sep-25 08:45
15-Sep-25 10:00
15-Sep-25 11:15
15-Sep-25 12:30
15-Sep-25 13:45
15-Sep-25 15:00
15-Sep-25 16:15
15-Sep-25 17:30
15-Sep-25 18:45
15-Sep-25 20:00
15-Sep-25 21:15
15-Sep-25 22:30
15-Sep-25 23:45
Time
Deviation
RTM
Frequency(Hz)
Lower Frequency Band (49.90Hz)

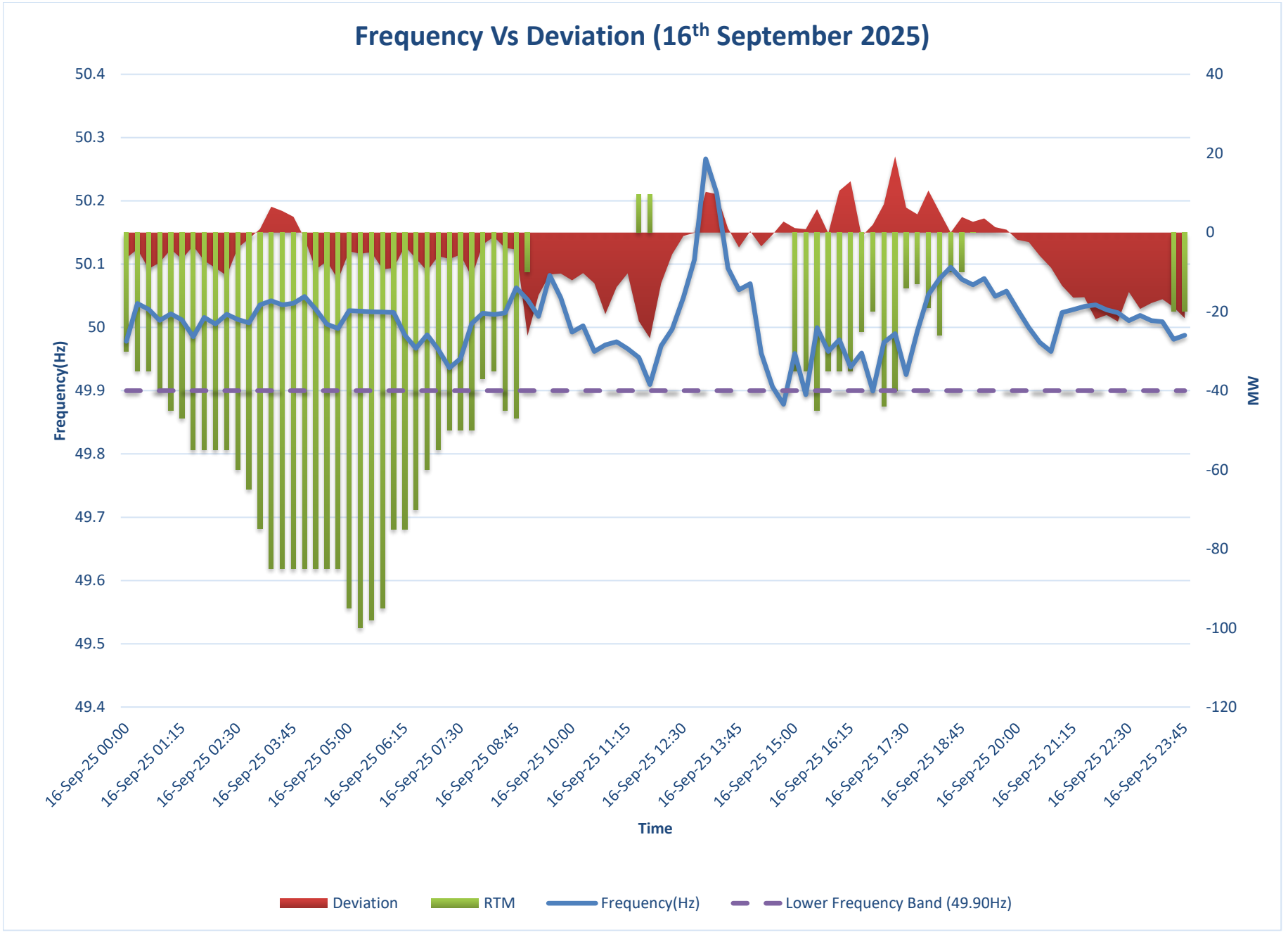
Frequency Vs Deviation (16th September 2025)
Frequency(Hz)
MW
Time
50.4
50.3
50.2
50.1
50
49.9
49.8
49.7
49.6
49.5
49.4
40
20
0
-20
-40
-60
-80
-100
-120
16-Sep-25 00:00
16-Sep-25 01:15
16-Sep-25 02:30
16-Sep-25 03:45
16-Sep-25 05:00
16-Sep-25 06:15
16-Sep-25 07:30
16-Sep-25 08:45
16-Sep-25 10:00
16-Sep-25 11:15
16-Sep-25 12:30
16-Sep-25 13:45
16-Sep-25 15:00
16-Sep-25 16:15
16-Sep-25 17:30
16-Sep-25 18:45
16-Sep-25 20:00
16-Sep-25 21:15
16-Sep-25 22:30
16-Sep-25 23:45
Deviation
RTM
Frequency(Hz)
Lower Frequency Band (49.90Hz)

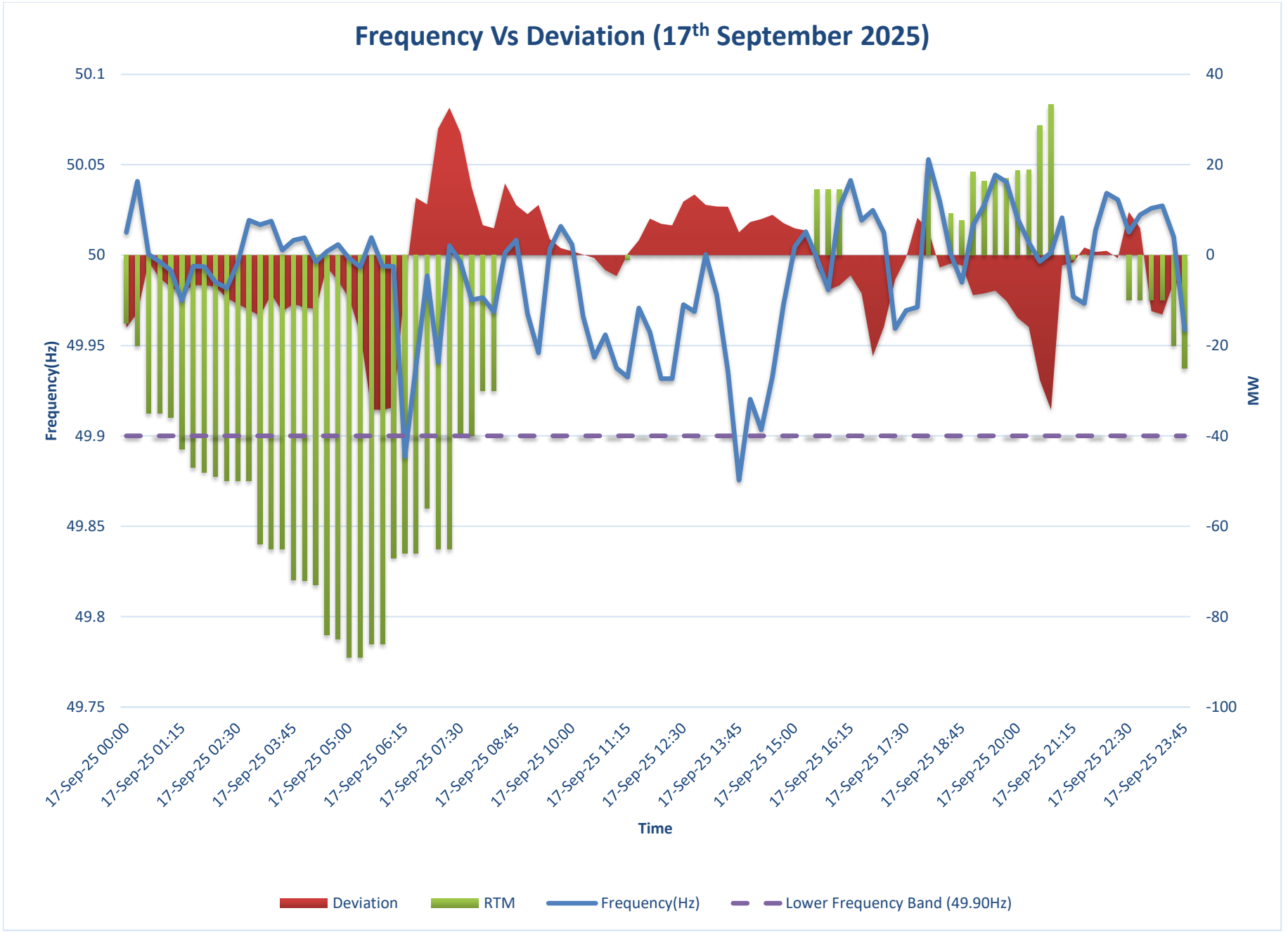
Frequency Vs Deviation (17th September 2025)
50.1
50.05
50
49.95
49.9
49.85
49.8
49.75
Frequency(Hz)
40
20
0
-20
-40
-60
-80
-100
MW
17-Sep-25 00:00
17-Sep-25 01:15
17-Sep-25 02:30
17-Sep-25 03:45
17-Sep-25 05:00
17-Sep-25 06:15
17-Sep-25 07:30
17-Sep-25 08:45
17-Sep-25 10:00
17-Sep-25 11:15
17-Sep-25 12:30
17-Sep-25 13:45
17-Sep-25 15:00
17-Sep-25 16:15
17-Sep-25 17:30
17-Sep-25 18:45
17-Sep-25 20:00
17-Sep-25 21:15
17-Sep-25 22:30
17-Sep-25 23:45
Time
Deviation
RTM
Frequency(Hz)
Lower Frequency Band (49.90Hz)

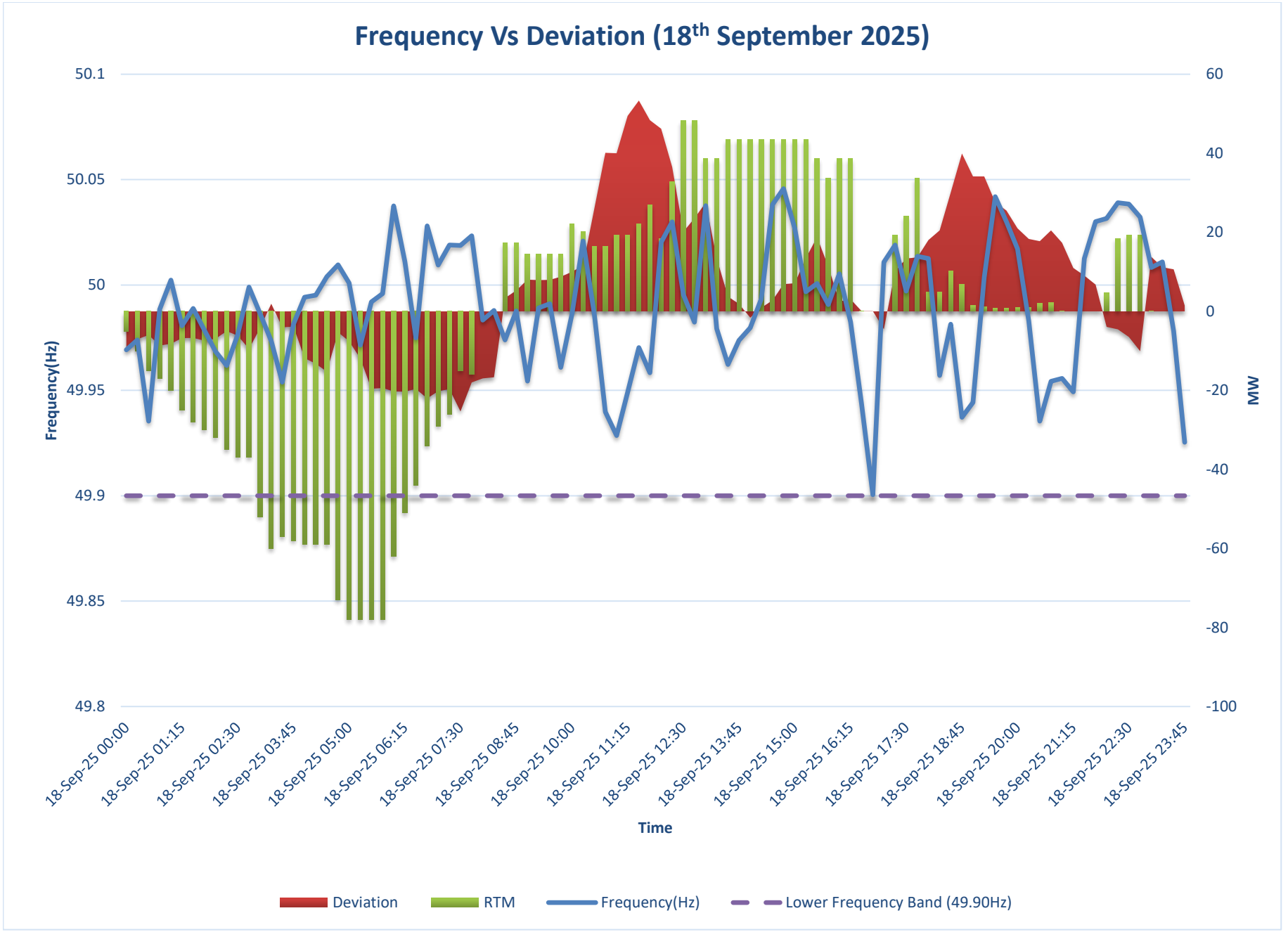
Frequency Vs Deviation (18th September 2025)
50.1
50.05
50
49.95
49.9
49.85
49.8
Frequency(Hz)
60
40
20
0
-20
-40
-60
-80
-100
MW
18-Sep-25 00:00
18-Sep-25 01:15
18-Sep-25 02:30
18-Sep-25 03:45
18-Sep-25 05:00
18-Sep-25 06:15
18-Sep-25 07:30
18-Sep-25 08:45
18-Sep-25 10:00
18-Sep-25 11:15
18-Sep-25 12:30
18-Sep-25 13:45
18-Sep-25 15:00
18-Sep-25 16:15
18-Sep-25 17:30
18-Sep-25 18:45
18-Sep-25 20:00
18-Sep-25 21:15
18-Sep-25 22:30
18-Sep-25 23:45
Time
Deviation
RTM
Frequency(Hz)
Lower Frequency Band (49.90Hz)

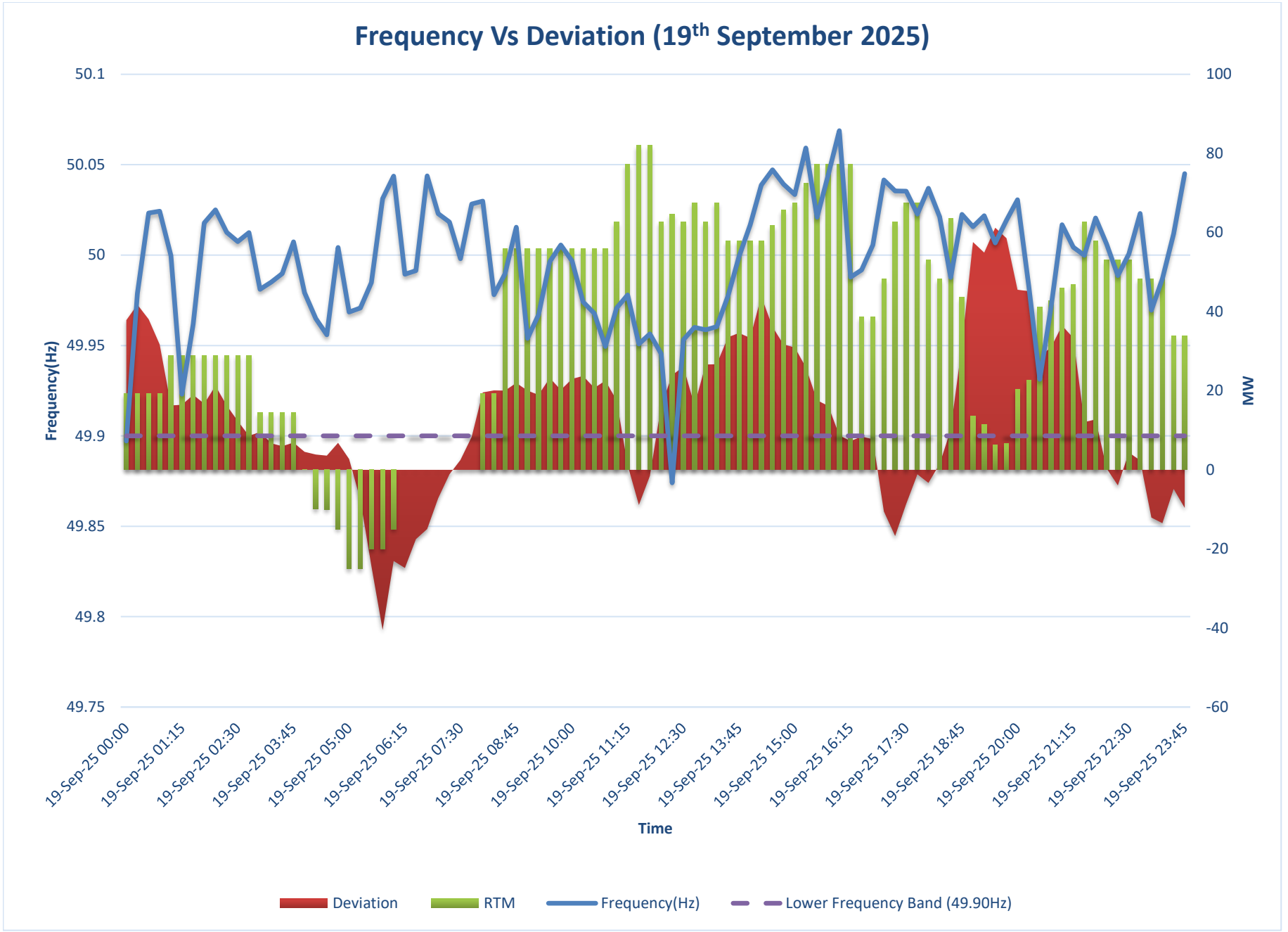
Frequency Vs Deviation (19th September 2025)
50.1
50.05
50
49.95
49.9
49.85
49.8
49.75
Frequency(Hz)
100
80
60
40
20
0
-20
-40
-60
MW
19-Sep-25 00:00
19-Sep-25 01:15
19-Sep-25 02:30
19-Sep-25 03:45
19-Sep-25 05:00
19-Sep-25 06:15
19-Sep-25 07:30
19-Sep-25 08:45
19-Sep-25 10:00
19-Sep-25 11:15
19-Sep-25 12:30
19-Sep-25 13:45
19-Sep-25 15:00
19-Sep-25 16:15
19-Sep-25 17:30
19-Sep-25 18:45
19-Sep-25 20:00
19-Sep-25 21:15
19-Sep-25 22:30
19-Sep-25 23:45
Time
Deviation
RTM
Frequency(Hz)
Lower Frequency Band (49.90Hz)

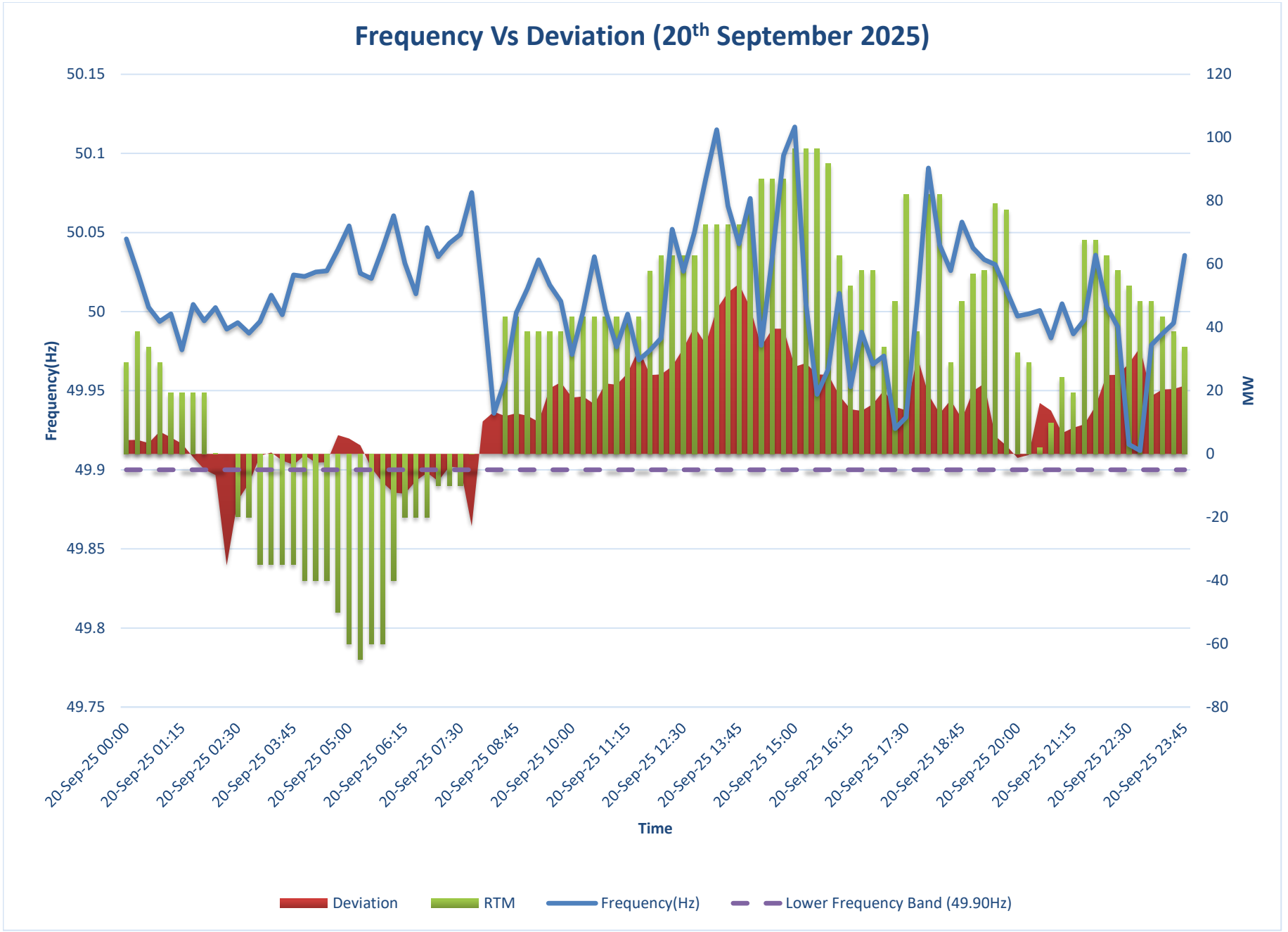
Frequency Vs Deviation (20th September 2025)
50.15
50.1
50.05
50
49.95
49.9
49.85
49.8
49.75
Frequency(Hz)
120
100
80
60
40
20
0
-20
-40
-60
-80
MW
20-Sep-25 00:00
20-Sep-25 01:15
20-Sep-25 02:30
20-Sep-25 03:45
20-Sep-25 05:00
20-Sep-25 06:15
20-Sep-25 07:30
20-Sep-25 08:45
20-Sep-25 10:00
20-Sep-25 11:15
20-Sep-25 12:30
20-Sep-25 13:45
20-Sep-25 15:00
20-Sep-25 16:15
20-Sep-25 17:30
20-Sep-25 18:45
20-Sep-25 20:00
20-Sep-25 21:15
20-Sep-25 22:30
20-Sep-25 23:45
Time
Deviation
RTM
Frequency(Hz)
Lower Frequency Band (49.90Hz)

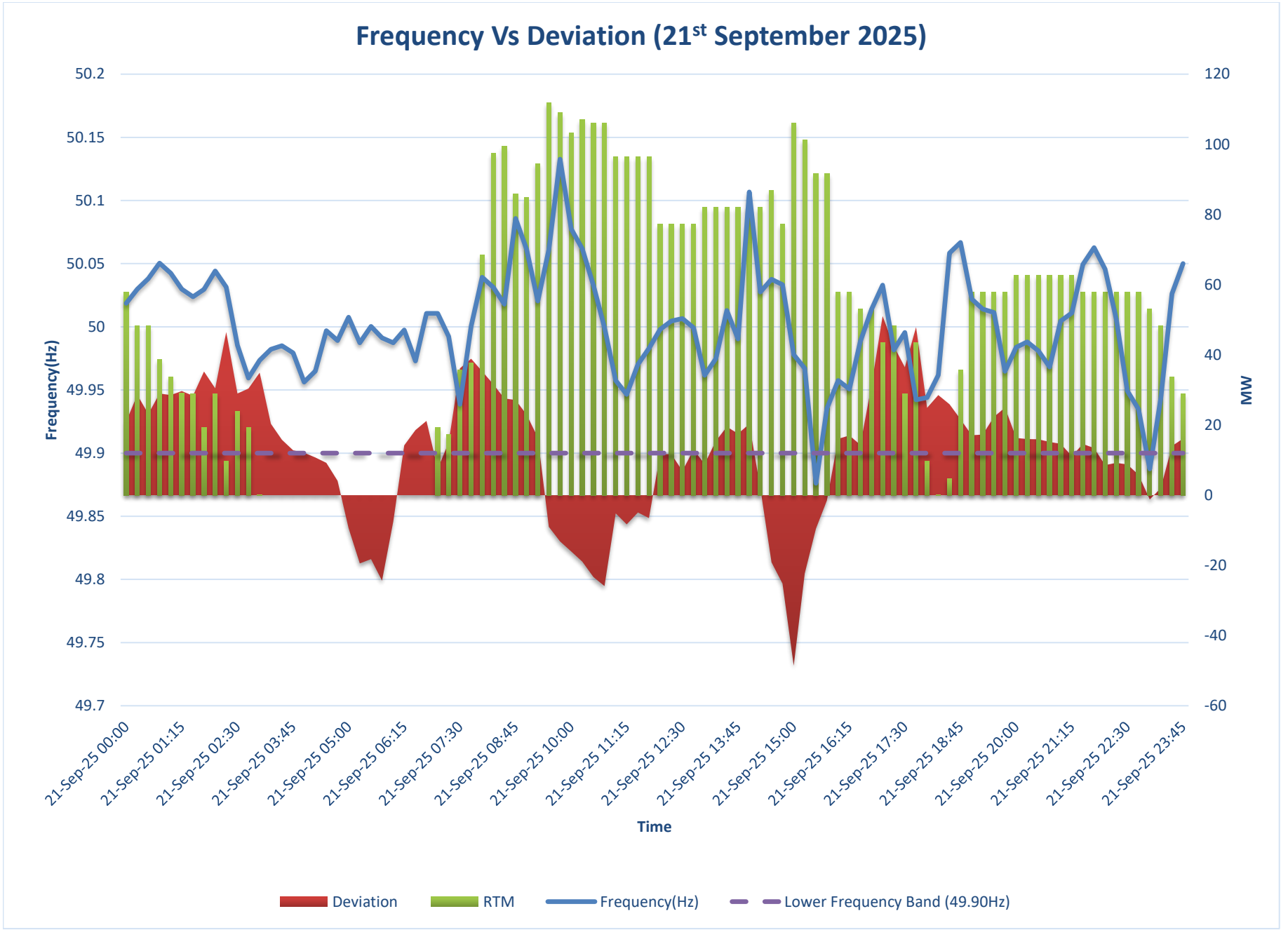
Frequency Vs Deviation (21st September 2025)
50.2
50.15
50.1
50.05
50
49.95
49.9
49.85
49.8
49.75
49.7
Frequency(Hz)
120
100
80
60
40
20
0
-20
-40
-60
MW
21-Sep-25 00:00
21-Sep-25 01:15
21-Sep-25 02:30
21-Sep-25 03:45
21-Sep-25 05:00
21-Sep-25 06:15
21-Sep-25 07:30
21-Sep-25 08:45
21-Sep-25 10:00
21-Sep-25 11:15
21-Sep-25 12:30
21-Sep-25 13:45
21-Sep-25 15:00
21-Sep-25 16:15
21-Sep-25 17:30
21-Sep-25 18:45
21-Sep-25 20:00
21-Sep-25 21:15
21-Sep-25 22:30
21-Sep-25 23:45
Time
Deviation
RTM
Frequency(Hz)
Lower Frequency Band (49.90Hz)

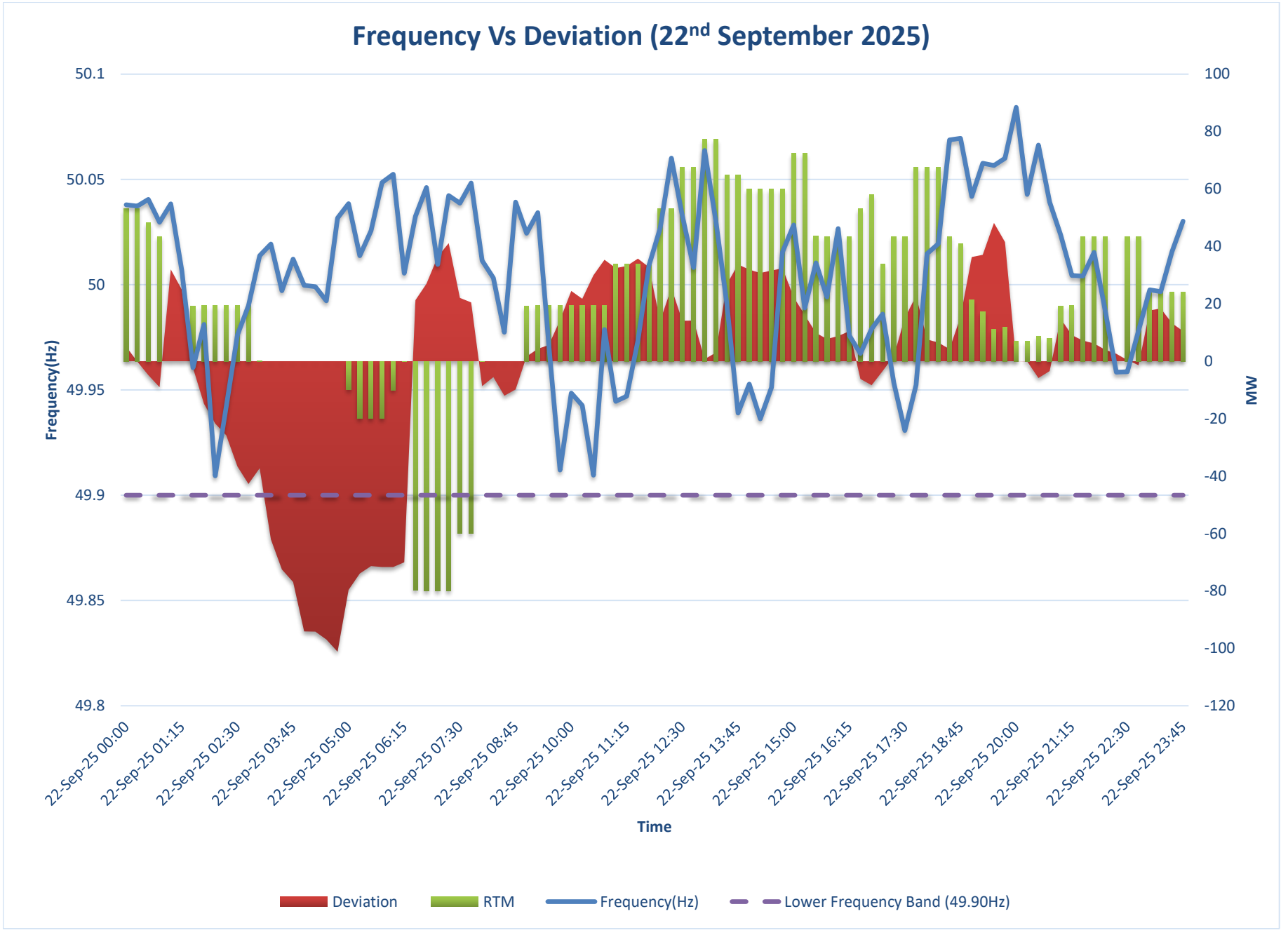
Frequency Vs Deviation (22nd September 2025)
50.1
50.05
50
49.95
49.9
49.85
49.8
Frequency(Hz)
100
80
60
40
20
0
-20
-40
-60
-80
-100
-120
MW
22-Sep-25 00:00
22-Sep-25 01:15
22-Sep-25 02:30
22-Sep-25 03:45
22-Sep-25 05:00
22-Sep-25 06:15
22-Sep-25 07:30
22-Sep-25 08:45
22-Sep-25 10:00
22-Sep-25 11:15
22-Sep-25 12:30
22-Sep-25 13:45
22-Sep-25 15:00
22-Sep-25 16:15
22-Sep-25 17:30
22-Sep-25 18:45
22-Sep-25 20:00
22-Sep-25 21:15
22-Sep-25 22:30
22-Sep-25 23:45
Time
Deviation
RTM
Frequency(Hz)
Lower Frequency Band (49.90Hz)

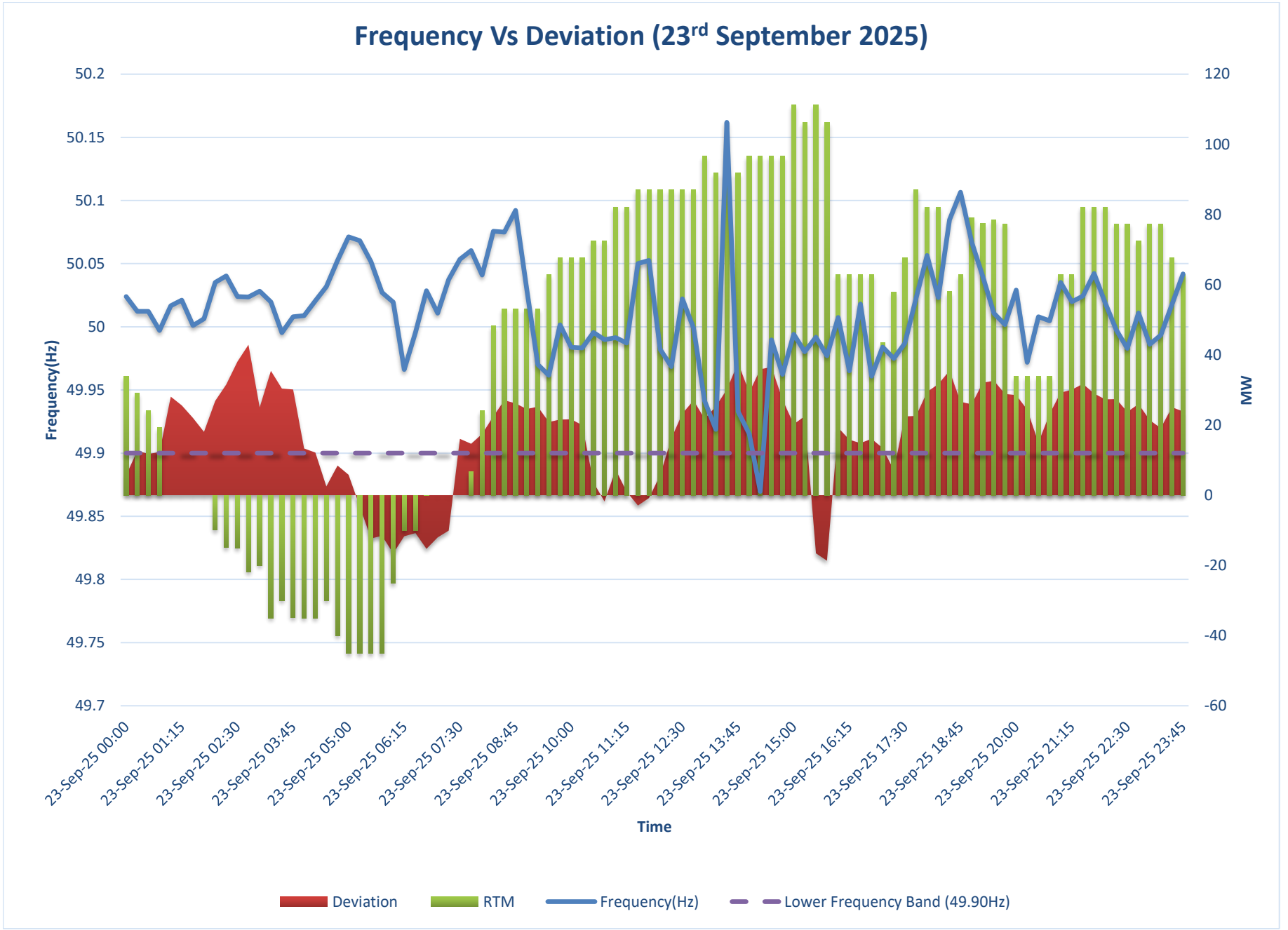
Frequency Vs Deviation (23rd September 2025)
50.2
50.15
50.1
50.05
50
49.95
49.9
49.85
49.8
49.75
49.7
Frequency(Hz)
120
100
80
60
40
20
0
-20
-40
-60
MW
23-Sep-25 00:00
23-Sep-25 01:15
23-Sep-25 02:30
23-Sep-25 03:45
23-Sep-25 05:00
23-Sep-25 06:15
23-Sep-25 07:30
23-Sep-25 08:45
23-Sep-25 10:00
23-Sep-25 11:15
23-Sep-25 12:30
23-Sep-25 13:45
23-Sep-25 15:00
23-Sep-25 16:15
23-Sep-25 17:30
23-Sep-25 18:45
23-Sep-25 20:00
23-Sep-25 21:15
23-Sep-25 22:30
23-Sep-25 23:45
Time
Deviation
RTM
Frequency(Hz)
Lower Frequency Band (49.90Hz)

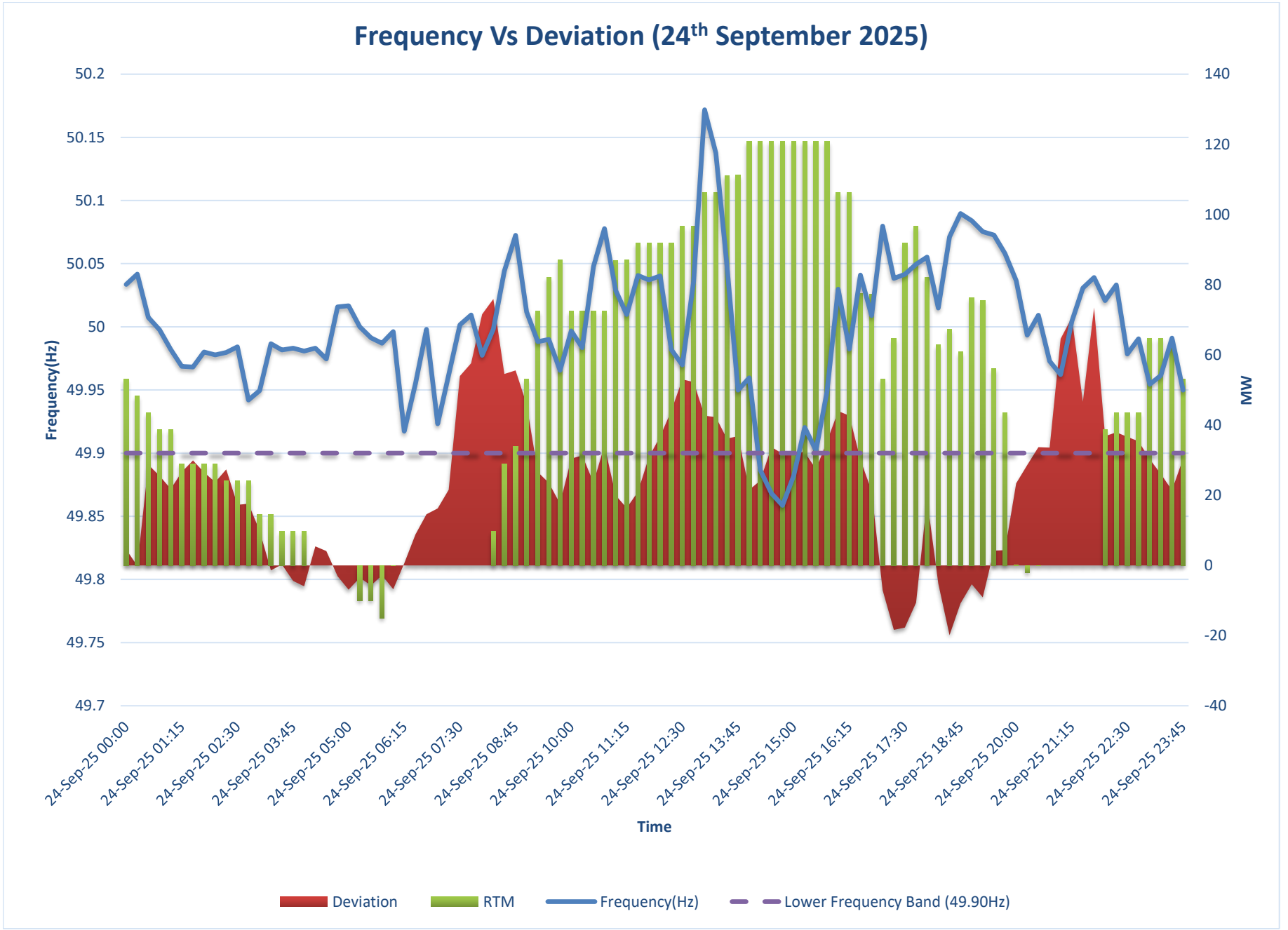
Frequency Vs Deviation (24th September 2025)
50.2
50.15
50.1
50.05
50
49.95
49.9
49.85
49.8
49.75
49.7
Frequency(Hz)
140
120
100
80
60
40
20
0
-20
-40
MW
24-Sep-25 00:00
24-Sep-25 01:15
24-Sep-25 02:30
24-Sep-25 03:45
24-Sep-25 05:00
24-Sep-25 06:15
24-Sep-25 07:30
24-Sep-25 08:45
24-Sep-25 10:00
24-Sep-25 11:15
24-Sep-25 12:30
24-Sep-25 13:45
24-Sep-25 15:00
24-Sep-25 16:15
24-Sep-25 17:30
24-Sep-25 18:45
24-Sep-25 20:00
24-Sep-25 21:15
24-Sep-25 22:30
24-Sep-25 23:45
Time
Deviation
RTM
Frequency(Hz)
Lower Frequency Band (49.90Hz)

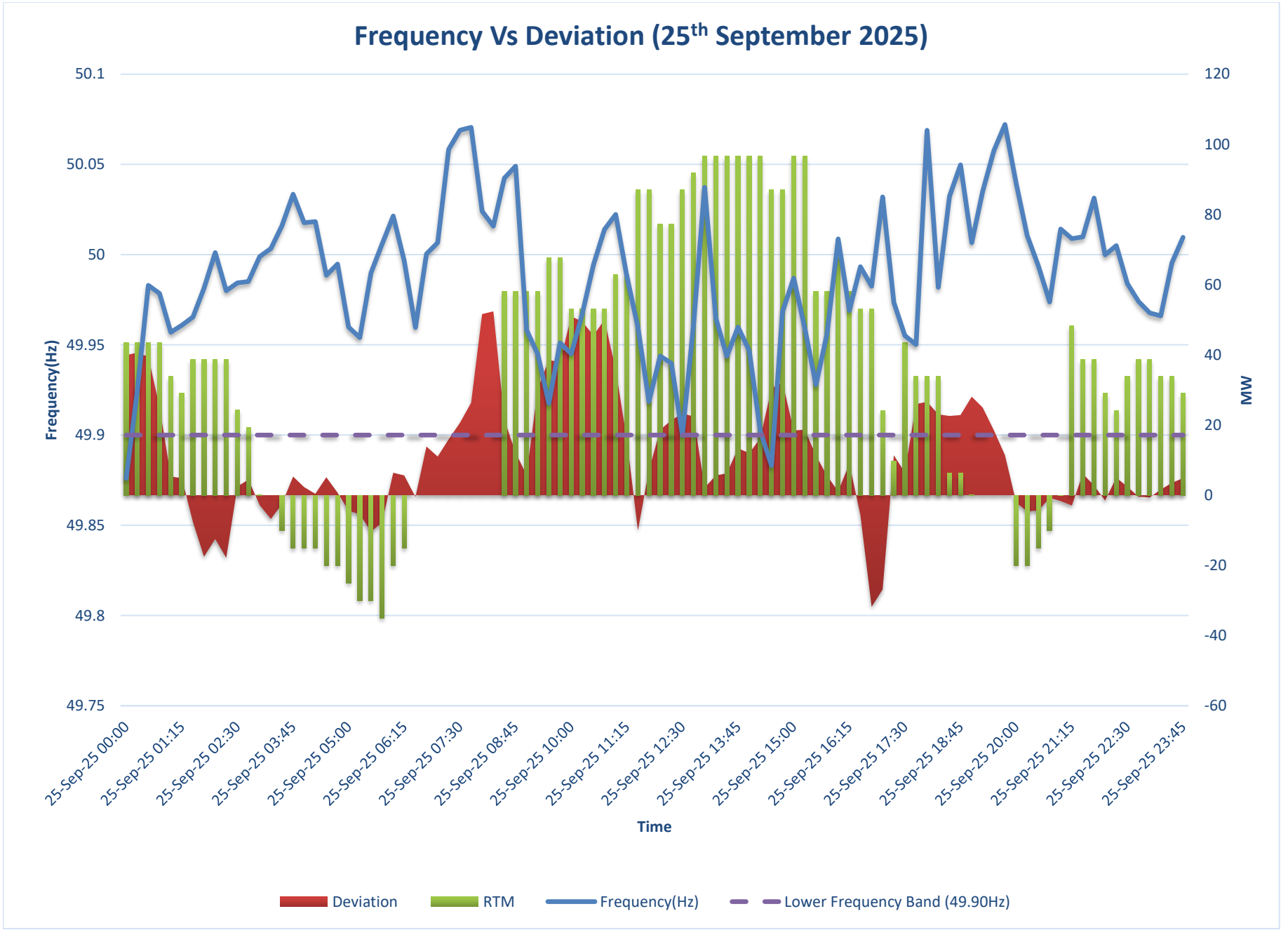
Frequency Vs Deviation (25th September 2025)
50.1
50.05
50
49.95
49.9
49.85
49.8
49.75
Frequency(Hz)
120
100
80
60
40
20
0
-20
-40
-60
MW
25-Sep-25 00:00
25-Sep-25 01:15
25-Sep-25 02:30
25-Sep-25 03:45
25-Sep-25 05:00
25-Sep-25 06:15
25-Sep-25 07:30
25-Sep-25 08:45
25-Sep-25 10:00
25-Sep-25 11:15
25-Sep-25 12:30
25-Sep-25 13:45
25-Sep-25 15:00
25-Sep-25 16:15
25-Sep-25 17:30
25-Sep-25 18:45
25-Sep-25 20:00
25-Sep-25 21:15
25-Sep-25 22:30
25-Sep-25 23:45
Time
Deviation
RTM
Frequency(Hz)
Lower Frequency Band (49.90Hz)

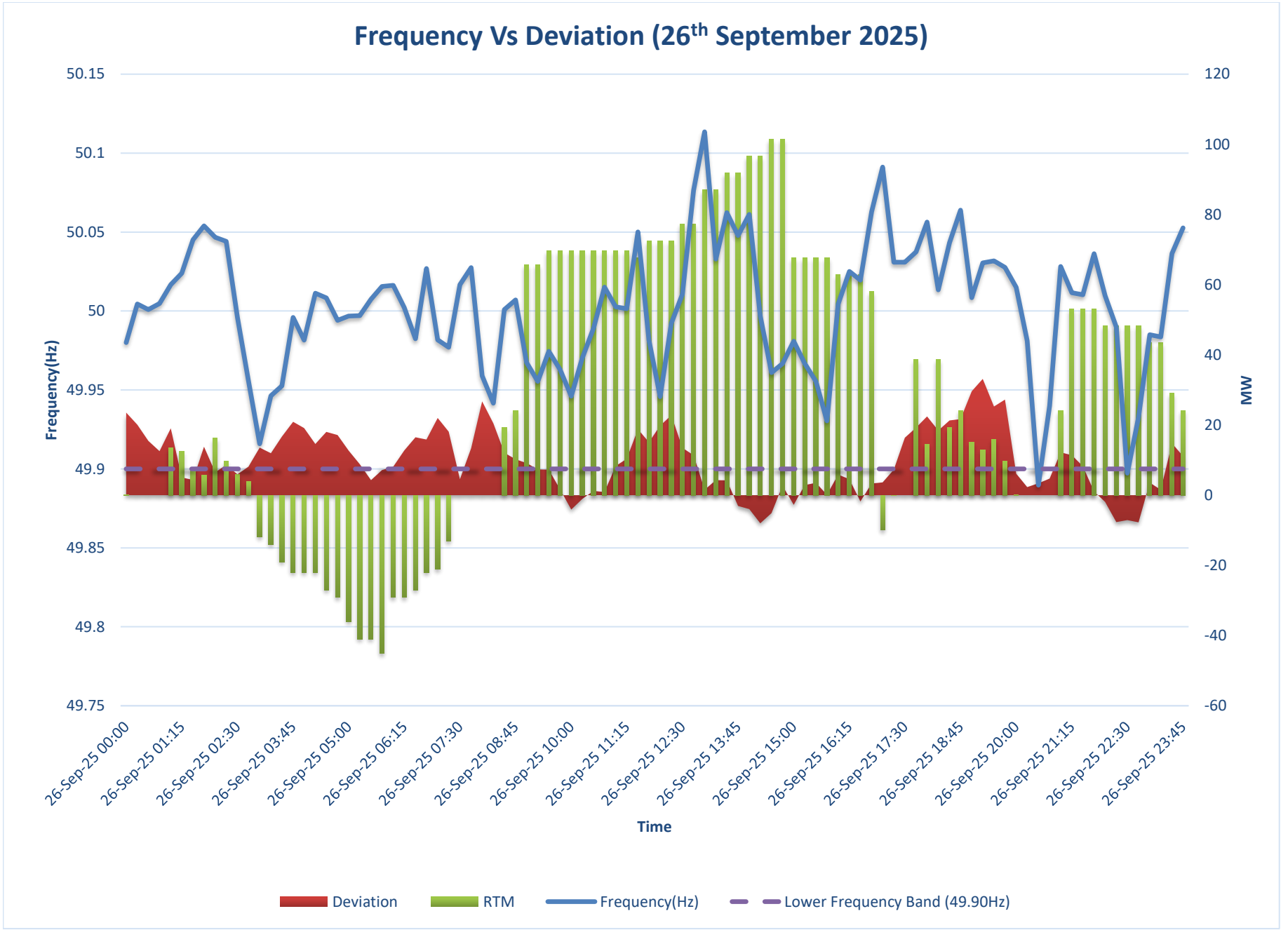
Frequency Vs Deviation (26th September 2025)
50.15
50.1
50.05
50
49.95
49.9
49.85
49.8
49.75
Frequency(Hz)
120
100
80
60
40
20
0
-20
-40
-60
MW
26-Sep-25 00:00
26-Sep-25 01:15
26-Sep-25 02:30
26-Sep-25 03:45
26-Sep-25 05:00
26-Sep-25 06:15
26-Sep-25 07:30
26-Sep-25 08:45
26-Sep-25 10:00
26-Sep-25 11:15
26-Sep-25 12:30
26-Sep-25 13:45
26-Sep-25 15:00
26-Sep-25 16:15
26-Sep-25 17:30
26-Sep-25 18:45
26-Sep-25 20:00
26-Sep-25 21:15
26-Sep-25 22:30
26-Sep-25 23:45
Time
Deviation
RTM
Frequency(Hz)
Lower Frequency Band (49.90Hz)

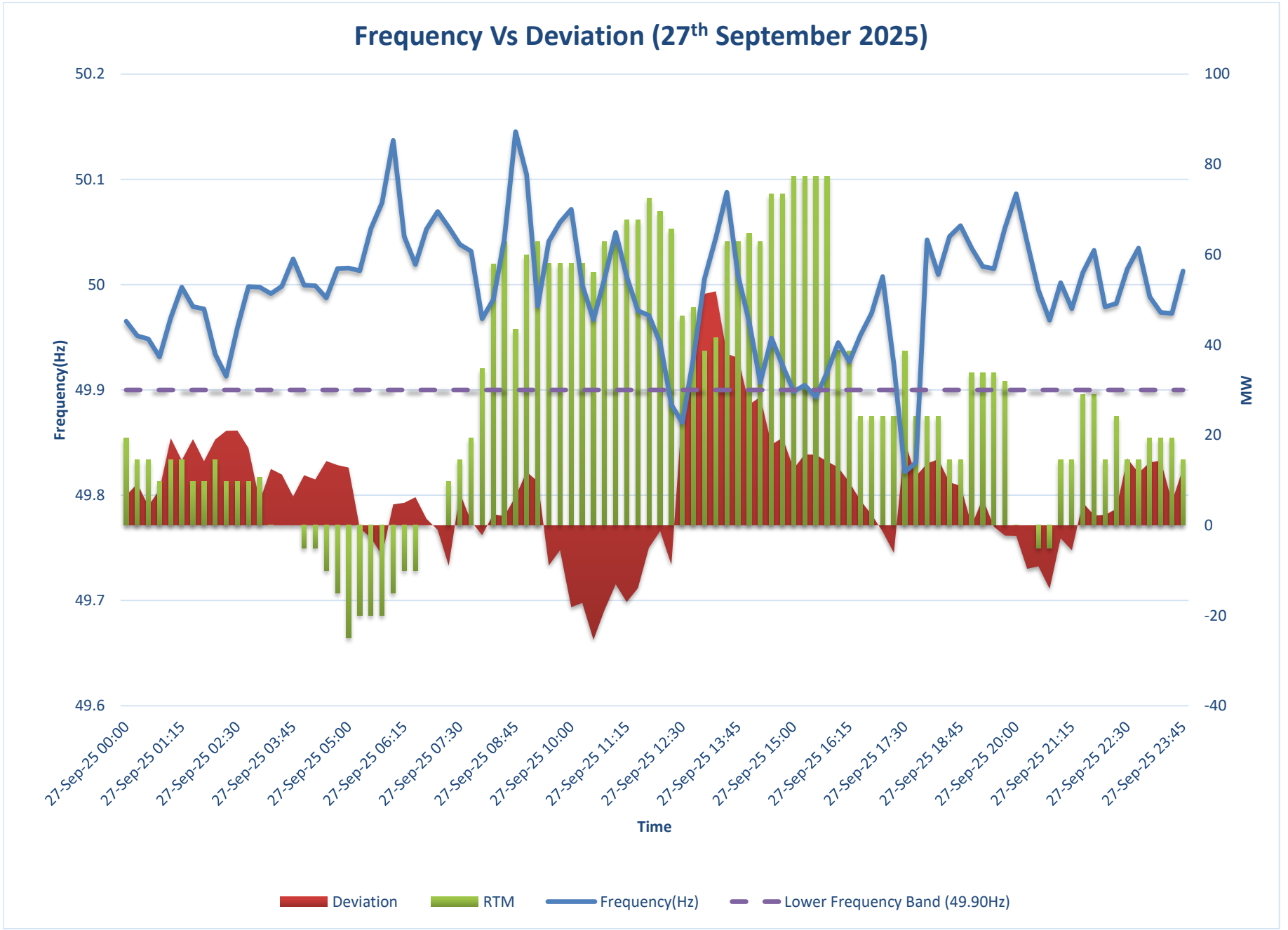
Frequency Vs Deviation (27th September 2025)
50.2
50.1
50
49.9
49.8
49.7
49.6
Frequency(Hz)
100
80
60
40
20
0
-20
-40
MW
27-Sep-25 00:00
27-Sep-25 01:15
27-Sep-25 02:30
27-Sep-25 03:45
27-Sep-25 05:00
27-Sep-25 06:15
27-Sep-25 07:30
27-Sep-25 08:45
27-Sep-25 10:00
27-Sep-25 11:15
27-Sep-25 12:30
27-Sep-25 13:45
27-Sep-25 15:00
27-Sep-25 16:15
27-Sep-25 17:30
27-Sep-25 18:45
27-Sep-25 20:00
27-Sep-25 21:15
27-Sep-25 22:30
27-Sep-25 23:45
Time
Deviation
RTM
Frequency(Hz)
Lower Frequency Band (49.90Hz)

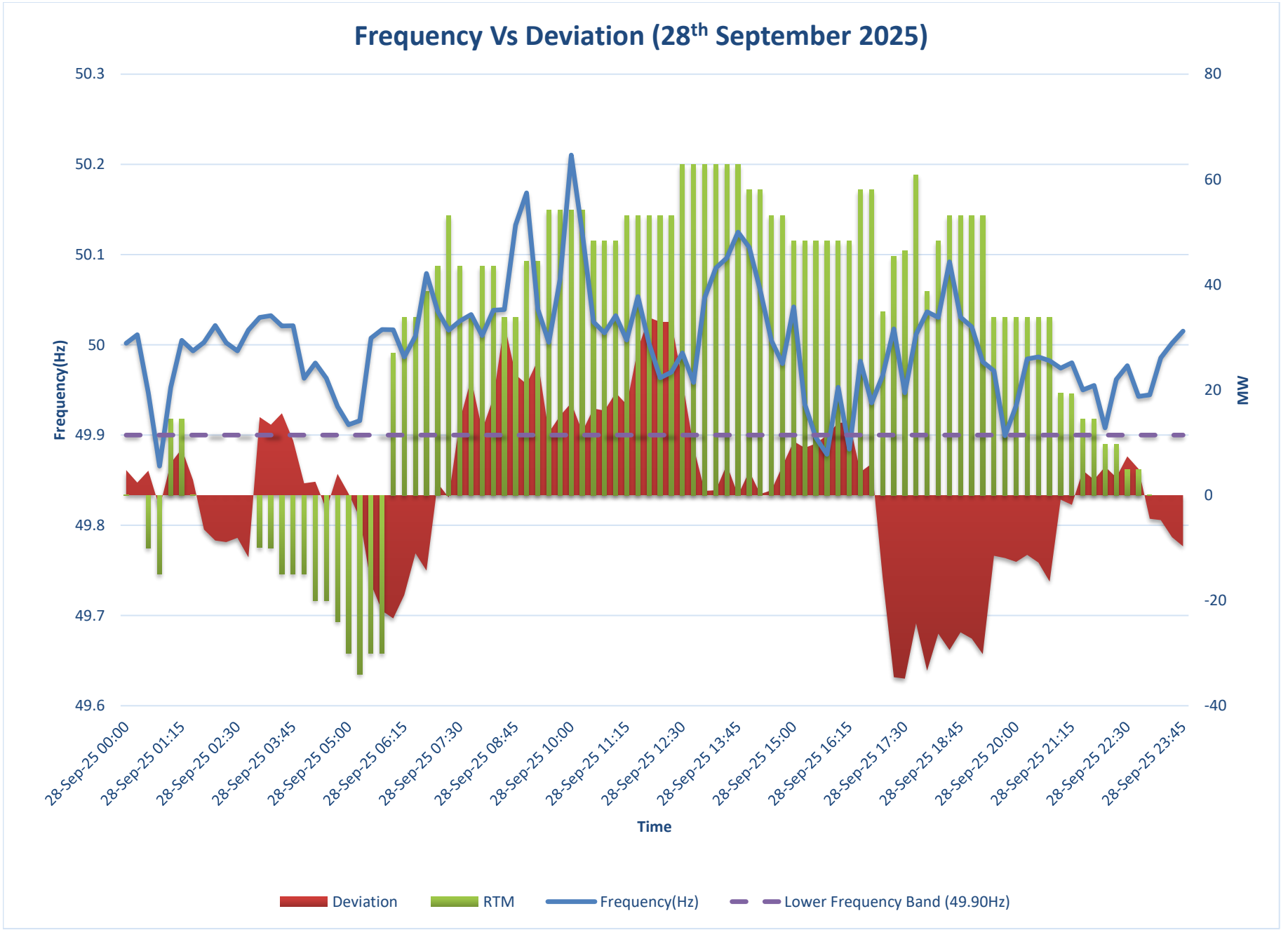
Frequency Vs Deviation (28th September 2025)
50.3
50.2
50.1
50
49.9
49.8
49.7
49.6
Frequency(Hz)
80
60
40
20
0
-20
-40
MW
28-Sep-25 00:00
28-Sep-25 01:15
28-Sep-25 02:30
28-Sep-25 03:45
28-Sep-25 05:00
28-Sep-25 06:15
28-Sep-25 07:30
28-Sep-25 08:45
28-Sep-25 10:00
28-Sep-25 11:15
28-Sep-25 12:30
28-Sep-25 13:45
28-Sep-25 15:00
28-Sep-25 16:15
28-Sep-25 17:30
28-Sep-25 18:45
28-Sep-25 20:00
28-Sep-25 21:15
28-Sep-25 22:30
28-Sep-25 23:45
Time
Deviation
RTM
Frequency(Hz)
Lower Frequency Band (49.90Hz)

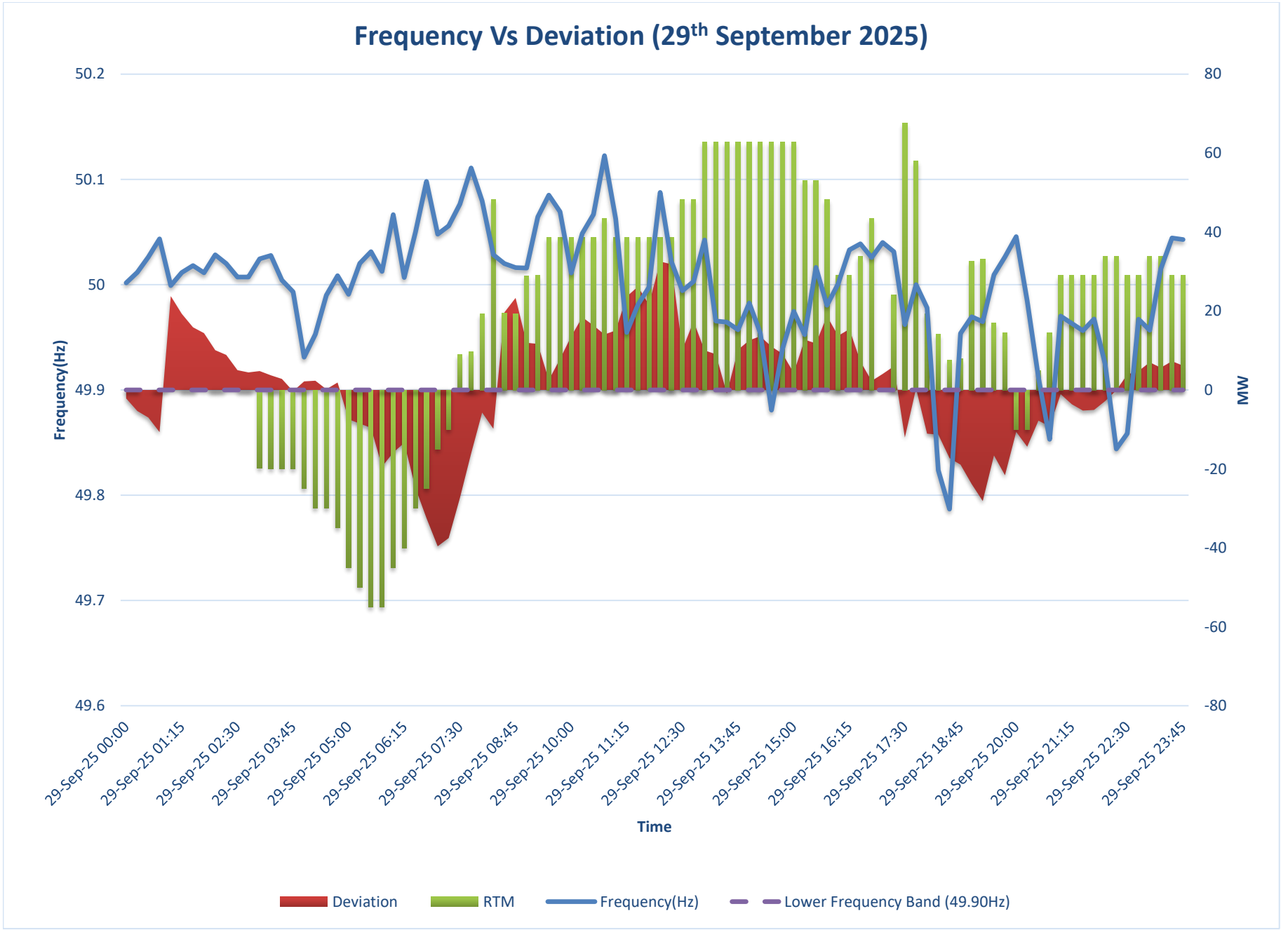
Frequency Vs Deviation (29th September 2025)
50.2
50.1
50
49.9
49.8
49.7
49.6
Frequency(Hz)
80
60
40
20
0
-20
-40
-60
-80
MW
29-Sep-25 00:00
29-Sep-25 01:15
29-Sep-25 02:30
29-Sep-25 03:45
29-Sep-25 05:00
29-Sep-25 06:15
29-Sep-25 07:30
29-Sep-25 08:45
29-Sep-25 10:00
29-Sep-25 11:15
29-Sep-25 12:30
29-Sep-25 13:45
29-Sep-25 15:00
29-Sep-25 16:15
29-Sep-25 17:30
29-Sep-25 18:45
29-Sep-25 20:00
29-Sep-25 21:15
29-Sep-25 22:30
29-Sep-25 23:45
Time
Deviation
RTM
Frequency(Hz)
Lower Frequency Band (49.90Hz)

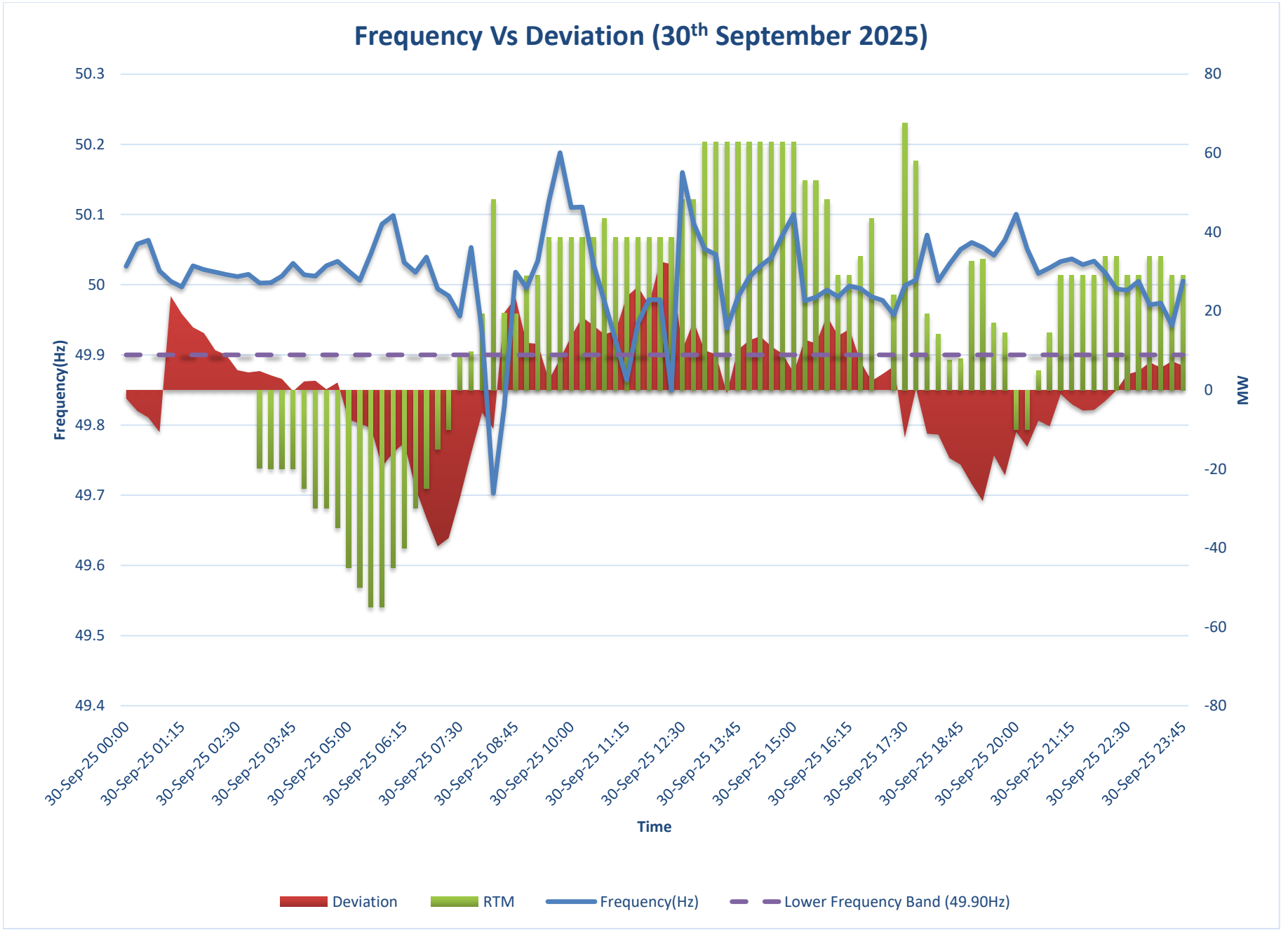
Frequency Vs Deviation (30th September 2025)
50.3
50.2
50.1
50
49.9
49.8
49.7
49.6
49.5
49.4
Frequency(Hz)
80
60
40
20
0
-20
-40
-60
-80
MW
30-Sep-25 00:00
30-Sep-25 01:15
30-Sep-25 02:30
30-Sep-25 03:45
30-Sep-25 05:00
30-Sep-25 06:15
30-Sep-25 07:30
30-Sep-25 08:45
30-Sep-25 10:00
30-Sep-25 11:15
30-Sep-25 12:30
30-Sep-25 13:45
30-Sep-25 15:00
30-Sep-25 16:15
30-Sep-25 17:30
30-Sep-25 18:45
30-Sep-25 20:00
30-Sep-25 21:15
30-Sep-25 22:30
30-Sep-25 23:45
Time
Deviation
RTM
Frequency(Hz)
Lower Frequency Band (49.90Hz)

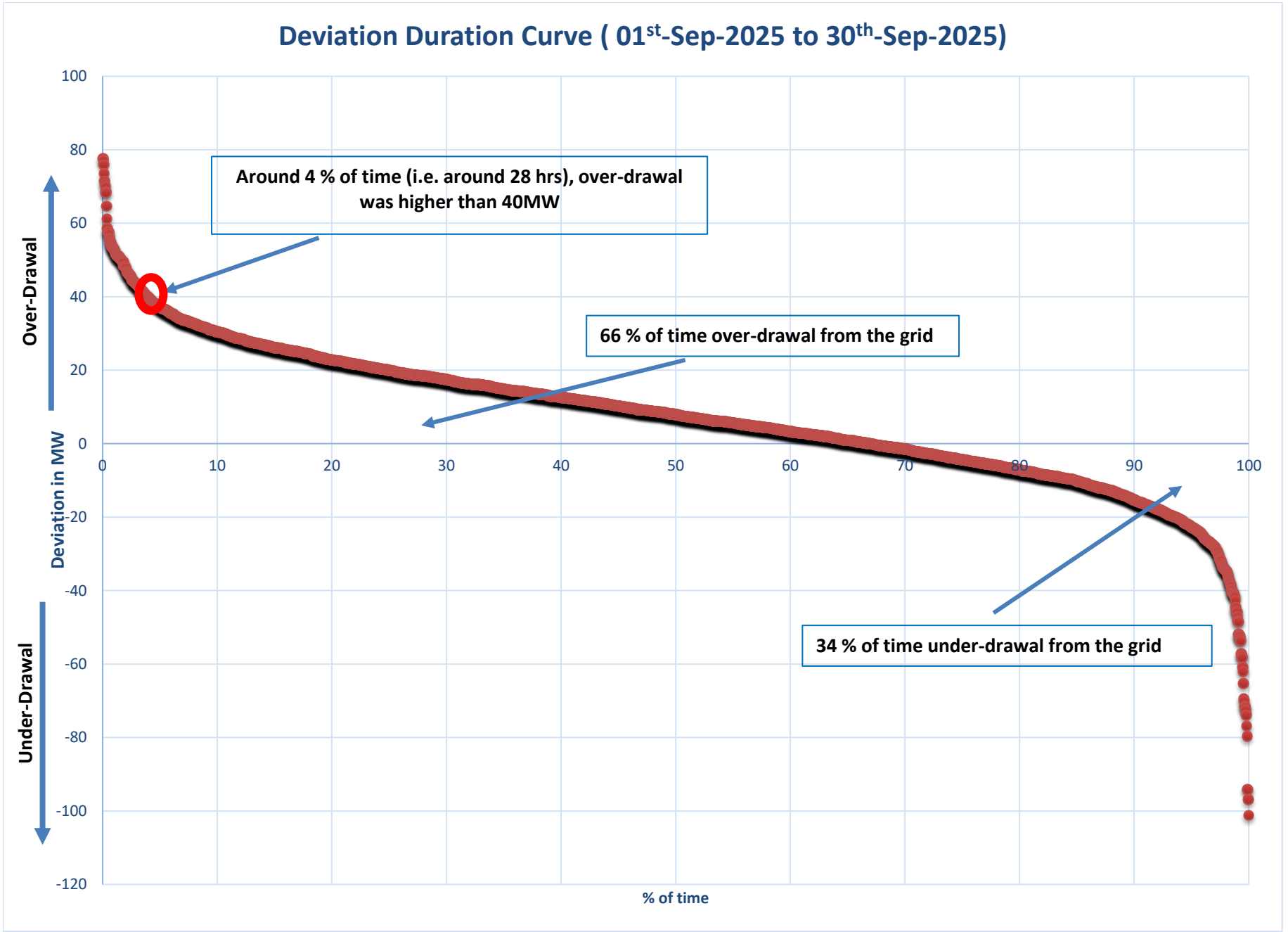
Deviation Duration Curve (01st-Sep-2025 to 30th-Sep-2025)
Around 4 % of time (i.e. around 28 hrs), over-drawal was higher than 40MW
66 % of time over-drawal from the grid
34 % of time under-drawal from the grid
Over-Drawal
Under-Drawal
Deviation in MW
% of time
100
80
60
40
20
0
-20
-40
-60
-80
-100
-120
0
10
20
30
40
50
60
70
80
90
100

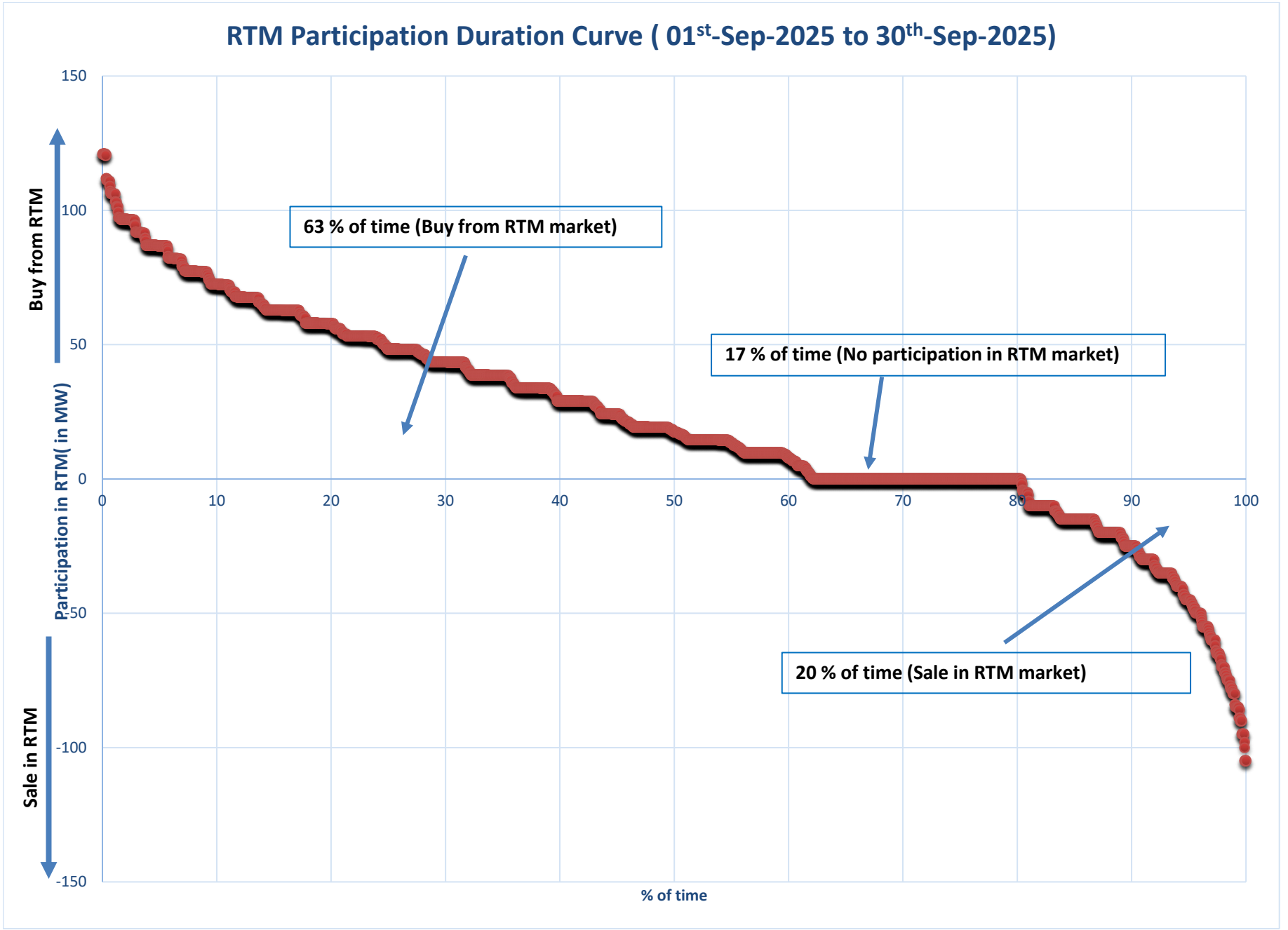
RTM Participation Duration Curve (01st-Sep-2025 to 30th-Sep-2025)
Buy from RTM
Sale in RTM
Participation in RTM(in MW)
% of time
63 % of time (Buy from RTM market)
17 % of time (No participation in RTM market)
20 % of time (Sale in RTM market)
150
100
50
0
-50
-100
-150
0
10
20
30
40
50
60
70
80
90
100

Annexure 3.2A

Outlook

Annexure A.XXXX

RE: Furnishing of inputs for OPGW laying scheme

From Vishal Badlas {विशाल बदलास} <v.badlas@powergrid.in>
Date Fri 8/22/2025 7:22 PM
To Kaushal Suman {कौशल सुमन} <k.suman@powergrid.in>
Cc Nutan Mishra {नूतन मिश्रा} <nutan@powergrid.in>; Shiv Kumar Gupta {एस.के. गुप्ता} <shivkumar@powergrid.in>; Mandyam Dinesh Sai {} <dineshsai@powergrid.in>; Sundeep Kr Gupta {संदीप कुमार गुप्ता} <sundeep.gupta@powergrid.in>; vivek.karthikeyan1 <vivek.karthikeyan1@indigrid.com>; Anjan Kumar Das {अंजन कुमार दास} <anjandas@powergrid.in>; Harshit Verma {Harshit Verma} <harshit491@powergrid.in>

डेटा वर्गीकरण : प्रतिबंधित/RESTRICTED

Dear Sir,

Proposal as follows for formation of link:

1. **Formation of 400kV Binaguri-Alipurdwar-Bongaigaon link:**

   FOTE (STM-64) each at Alipurduar and Bongaigaon may please be considered as many backup control centres are coming up at NERLDC, Guwahati and there is need for strengthening of the ER-NER bandwidth. STM-64 at Binaguri is upcoming in other communication package. Further, Line length may kindly be ensured for establishing link between Binaguri to Alipurduar and Alipurduar to Bongaigaon because STM-64 link support upto 175 km withour repeater.

2. **Formation of PK Bari to Silchar**

   FOTE (STM-16) is available at Silchar. However, optical interfaces are required for formation of link between PK Bari to Silchar.

In addition to the above, No.of fibers laid in the LILO portion to Alipurdwar in the line 400kV Binaguri-Alipurdwar-Bongaigaon shall be confirmed shortly.

सादर धन्यवाद/Best Regards
विशाल बादलस /Vishal Badlas
प्रबन्धक (ग्रिड. स्व. एव सं) / Manager (GA&C)
पावरग्रिड कॉर्पोरेशन ओफ इंडिया लिमिटेड/Power Grid Corp Of India Ltd
भारत सरकार का उपक्रम/(A Govt. of India Enterprise)
Mob.: +91-9205287431

From: Kaushal Suman {कौशल सुमन} <k.suman@powergrid.in>
Sent: 21 August 2025 12:01
To: Sundeep Kr Gupta {संदीप कुमार गुप्ता} <sundeep.gupta@powergrid.in>; Vishal Badlas {विशाल बदलास} <v.badlas@powergrid.in>; vivek.karthikeyan1 <vivek.karthikeyan1@indigrid.com>

Outlook

Annexure A : Part II

RE: Furnishing of inputs for OPGW laying scheme

From Vivek Karthikeyan <vivek.karthikeyan1@energrid.in>
Date Thu 8/21/2025 12:14 PM
To Kaushal Suman {कौशल सुमन} <k.suman@powergrid.in>; Sundeep Kr Gupta {संदीप कुमार गुप्ता} <sundeep.gupta@powergrid.in>; Vishal Badlas {विशाल बदलास} <v.badlas@powergrid.in>
Cc Nutan Mishra {नूतन मिश्रा} <nutan@powergrid.in>; Shiv Kumar Gupta {एस.के. गुप्ता} <shivkumar@powergrid.in>; Mandyam Dinesh Sai {} <dineshsai@powergrid.in>; Satish Kr Sahare {सतीश कुमार सहारे} <satishkumarsahare@powergrid.in>; Santosh Kumar {संतोष कुमार} <santoshk@powergrid.in>; narinder.singh <narinder.singh@indigrid.com>; Samriddhi Gogoi <samriddhi.gogoi@indigrid.com>

General

Respected Sir,

This is to inform you that the existing FOTE at PK Bari has only one spare directional connectivity available, which is being considered as a backup for the existing system.

Accordingly, additional FOTE equipment will be required, which shall be integrated with the existing system to facilitate the proposed integration.

Submitted for your kind consideration, please.

Thanks & Regards
Vivek Karthikeyan
8966903034

From: Kaushal Suman {कौशल सुमन} <k.suman@powergrid.in>
Sent: 21 August 2025 12:01
To: Sundeep Kr Gupta {संदीप कुमार गुप्ता} <sundeep.gupta@powergrid.in>; Vishal Badlas {विशाल बदलास} <v.badlas@powergrid.in>; Vivek Karthikeyan <vivek.karthikeyan1@energrid.in>
Cc: Nutan Mishra {नूतन मिश्रा} <nutan@powergrid.in>; Shiv Kumar Gupta {एस.के. गुप्ता} <shivkumar@powergrid.in>; Mandyam Dinesh Sai {} <dineshsai@powergrid.in>; Satish Kr Sahare {सतीश कुमार सहारे} <satishkumarsahare@powergrid.in>; Santosh Kumar {संतोष कुमार} <santoshk@powergrid.in>
Subject: Fw: Furnishing of inputs for OPGW laying scheme

Mail from External Sender - be careful with Links, Attachments and Responses.

डेटा वर्गीकरण : प्रतिबंधित/RESTRICTED

Sir

Inputs as desired in trailing mail is required for finalisation of OPGW scheme which shall be deliberated in the upcoming NERPC TeST meeting to be held on 29.08.2025.
It is requested to provide the required inputs as per trailing mail at the earliest.

Regards

From: Kaushal Suman {कौशल सुमन} <k.suman@powergrid.in>
Sent: Wednesday, August 13, 2025 10:22 AM
To: Sundeep Kr Gupta {संदीप कुमार गुप्ता} <sundeep.gupta@powergrid.in>; Vishal Badlas {विशाल बदलास} <v.badlas@powergrid.in>; vivek.karthikeyan1 <vivek.karthikeyan1@indigrid.com>
Cc: Nutan Mishra {नूतन मिश्रा} <nutan@powergrid.in>; Shiv Kumar Gupta {एस.के. गुप्ता} <shivkumar@powergrid.in>; Mandyam Dinesh Sai {} <dineshsai@powergrid.in>; Satish Kr Sahare {सतीश कुमार सहारे} <satishkumarsahare@powergrid.in>
Subject: Fw: Furnishing of inputs for OPGW laying scheme

Sir

It is requested to provide the required inputs as per trailing mail at the earliest.

Regards

From: Kaushal Suman {कौशल सुमन}
Sent: Monday, August 4, 2025 5:36 PM
To: Sundeep Kr Gupta {संदीप कुमार गुप्ता} <sundeep.gupta@powergrid.in>; Vishal Badlas {विशाल बदलास} <v.badlas@powergrid.in>; Vivek Karthikeyan <vivek.karthikeyan1@indigrid.com>
Cc: Nutan Mishra {नूतन मिश्रा} <nutan@powergrid.in>; Shiv Kumar Gupta {एस.के. गुप्ता} <shivkumar@powergrid.in>; Satish Kr Sahare {सतीश कुमार सहारे} <satishkumarsahare@powergrid.in>; Mandyam Dinesh Sai {} <dineshsai@powergrid.in>
Subject: Furnishing of inputs for OPGW laying scheme

Dear Sir

Scheme for OPGW laying is to be prepared for the below mentioned lines:
a)400kV P K Bari-Silchar
b)400kV Binaguri-Alipurdwar-Bongaigaon(LILO at Alipurdwar)

In this regard, POWERGRID may kindly provide the below mentioned inputs for preparation of said scheme:

i)Any requirement of FOTE at Alipurdwar for formation of 400kV Binaguri-Alipurdwar-Bongaigaon link.
In case the existing FOTE will suffice the purpose, it may be confirmed that the existing FOTE has amplifier card in it.
ii)Any requirement of FOTE at Silchar for formation of 400kV P K Bari-Silchar link.
iii)No.of fibers(24/48F) laid in the LILO portion to Alipurdwar in the line 400kV Binaguri-Alipurdwar-Bongaigaon.

IndiGrid may kindly provide the below mentioned inputs for preparation of said scheme:

ii)Any requirement of FOTE at P K Bari node for formation of 400kV P K Bari-Silchar link.

Thanks and Regards

Kaushal Suman

Ch Manager(Commn.)

CTUIL,Gurgaon

दावात्याग : यह ईमेल पावरग्रिड के दावात्याग नियम व शर्तों द्वारा शासित है जिसे http://apps.powergrid.in/Disclaimer.htm पर देखा जा सकता है। Disclaimer: This e-mail is governed by the Disclaimer Terms & Conditions of POWERGRID which may be viewed at http://apps.powergrid.in/Disclaimer.htm

Disclaimer: The contents of this e-mail message and any attachments are confidential and are intended solely for the addressee. If you have received this transmission in error, please immediately notify the sender by return e-mail and delete this message and its attachments. Any unauthorized use, copying or dissemination of this transmission is prohibited. Neither the confidentiality nor the integrity of this message can be vouched for following transmission on the Internet.

Outlook

Annexure A : Part III

Re: furnishing of inputs for OPGW laying scheme preparation

From Kamlesh Baishya {कमलेश Baishya} <kamlesh156@powergrid.in>
Date Tue 10/7/2025 10:44 AM
To Kaushal Suman {कौशल सुमन} <k.suman@powergrid.in>; Sundeep Kr Gupta {संदीप कुमार गुप्ता} <sundeep.gupta@powergrid.in>; Vishal Badlas {विशाल बदलास} <v.badlas@powergrid.in>
Cc Manish Kumar Tiwari {मनीष कुमार तिवारी} <manish.tiwari@powergrid.in>; Nutan Mishra {नूतन मिश्रा} <nutan@powergrid.in>; Deep Bhowmick {दीप भौमिक} <deepbhowmick@powergrid.in>; Mandyam Dinesh Sai {} <dineshsai@powergrid.in>; Shiv Kumar Gupta {एस.के. गुप्ता} <shivkumar@powergrid.in>; Santosh Kumar {संतोष कुमार} <santoshk@powergrid.in>; Sakal Deep (सकल दीप) <skldeep@grid-india.in>; ashim.goswami@gov.in <ashim.goswami@gov.in>; Bhaskar Jyoti Gohain {भास्कर ज्योति गोहेन} <bhaskarjyotigohain@powergrid.in>

डेटा वर्गीकरण : प्रतिबंधित/RESTRICTED

Dear Sir/Madam,

1) **Link Length**: Kathalguri Mariani (AEGCL)- 162.26 kM.
2) Requirement of STM-16 FOTE will be subject to study and may kindly be looked upon. Currently, following is the configuration of the equipment installed at Kathalguri and Mariani:
   Kathalguri- STM-16 SDH.
   Mariani (AEGCL)-STM 4 SDH.
3) **Mode of Implementation of line**: RTM.

Regards
Kamlesh Baishya
Dy.Manager
ULDC

From: Kaushal Suman {कौशल सुमन} <k.suman@powergrid.in>
Sent: Monday, October 6, 2025 4:13 PM
To: Kamlesh Baishya {कमलेश Baishya} <kamlesh156@powergrid.in>; Sundeep Kr Gupta {संदीप कुमार गुप्ता} <sundeep.gupta@powergrid.in>; Vishal Badlas {विशाल बदलास} <v.badlas@powergrid.in>
Cc: Manish Kumar Tiwari {मनीष कुमार तिवारी} <manish.tiwari@powergrid.in>; Nutan Mishra {नूतन मिश्रा} <nutan@powergrid.in>; Mandyam Dinesh Sai {} <dineshsai@powergrid.in>; Shiv Kumar Gupta {एस.के. गुप्ता} <shivkumar@powergrid.in>; Santosh Kumar {संतोष कुमार} <santoshk@powergrid.in>; Sakal Deep (सकल दीप) <skldeep@grid-india.in>; ashim.goswami@gov.in <ashim.goswami@gov.in>; Bhaskar Jyoti Gohain {भास्कर ज्योति गोहेन} <bhaskarjyotigohain@powergrid.in>
Subject: Re: furnishing of inputs for OPGW laying scheme preparation

डेटा वर्गीकरण : प्रतिबंधित/RESTRICTED

Sir

Thanks for your valuable input.

However, for the 220kV Kathalguri-Mariani(Aegcl) line on which OPGW is not available the below mentioned inputs may be also provided for preparation of scheme:
a)Line length.

b)Any requirement of STM 16 FOTE at Kathalguri and Mariani(Aegcl) ends for formation of STM16 link.
c)Mode of implementation of line(RTM/TBCB).If TBCB then name of SPV may be provided.

Regards
Kaushal Suman

From: Kamlesh Baishya {कमलेश Baishya} <kamlesh156@powergrid.in>
Sent: Monday, October 6, 2025 12:24 PM
To: Kaushal Suman {कौशल सुमन} <k.suman@powergrid.in>; Sundeep Kr Gupta {संदीप कुमार गुप्ता} <sundeep.gupta@powergrid.in>; Vishal Badlas {विशाल बदलास} <v.badlas@powergrid.in>
Cc: Manish Kumar Tiwari {मनीष कुमार तिवारी} <manish.tiwari@powergrid.in>; Nutan Mishra {नूतन मिश्रा} <nutan@powergrid.in>; Mandyam Dinesh Sai {} <dineshsai@powergrid.in>; Shiv Kumar Gupta {एस.के. गुप्ता} <shivkumar@powergrid.in>; Santosh Kumar {संतोष कुमार} <santoshk@powergrid.in>; Sakal Deep (सकल दीप) <skldeep@grid-india.in>; ashim.goswami@gov.in <ashim.goswami@gov.in>; Bhaskar Jyoti Gohain {भास्कर ज्योति गोहेन} <bhaskarjyotigohain@powergrid.in>
Subject: Re: furnishing of inputs for OPGW laying scheme preparation

डेटा वर्गीकरण : प्रतिबंधित/RESTRICTED

Dear Sir/Madam,
Please find the details required at your end:

1. **220kV Kathalguri-Mariani(Aegcl) line**:
   OPGW not available.
   Ownership: POWERGRID.

2. **220 kV BTPS Salakati**:
   OPGW being implemented under NER FO Expansion Package.
   Ownership: POWERGRID.

Regards
Kamlesh Baishya
Dy.Manager
ULDC

From: Kaushal Suman {कौशल सुमन} <k.suman@powergrid.in>
Sent: Thursday, September 4, 2025 3:41 PM
To: Kamlesh Baishya {कमलेश Baishya} <kamlesh156@powergrid.in>; Sundeep Kr Gupta {संदीप कुमार गुप्ता} <sundeep.gupta@powergrid.in>; Vishal Badlas {विशाल बदलास} <v.badlas@powergrid.in>
Cc: Manish Kumar Tiwari {मनीष कुमार तिवारी} <manish.tiwari@powergrid.in>; Nutan Mishra {नूतन मिश्रा} <nutan@powergrid.in>; Mandyam Dinesh Sai {} <dineshsai@powergrid.in>; Shiv Kumar Gupta {एस.के. गुप्ता} <shivkumar@powergrid.in>; Santosh Kumar {संतोष कुमार} <santoshk@powergrid.in>; Sakal Deep (सकल दीप) <skldeep@grid-india.in>; ashim.goswami@gov.in <ashim.goswami@gov.in>
Subject: furnishing of inputs for OPGW laying scheme preparation

डेटा वर्गीकरण : प्रतिबंधित/RESTRICTED

Dear Sir

As discussed in the 32nd NETeST meeting, Kindly provide the below mentioned inputs for preparation of OPGW laying scheme:

1)220kV Kathalguri-Mariani(Aegcl) line:

a)Ownership of the line and its line length.
b)Status of OPGW availability on this line.(Yes/No/under implementation in any scheme)
c)Any requirement of STM 16 FOTE at Kathalguri and Mariani(Aegcl) ends for formation of STM16 link.(in case OPGW is not available/not under implementation)
d)Mode of implementation of line(RTM/TBCB).If TBCB then name of SPV may be provided.

2)220kV BTPS-Salakati line:

a)Line pertains to ER or NER region?
b)Status of OPGW availability on this line.(Yes/No/under implementation in any scheme)
c)Any requirement of STM 16 FOTE at BTPS and Salakati ends for formation of STM16 link.(in case OPGW is not available/not under implementation)
d)Mode of implementation of line(RTM/TBCB). If TBCB then name of SPV may be provided.

Thanks and Regards

Kaushal Suman
Ch Manager(Commn.)
CTUIL,Gurgaon

crore. The project is proposed to be implemented in three phases: **Phase-I** by 2030–31, **Phase-II** by 2031–32, and **Phase-III** by 2033–34. The implementation timeline includes 2~3 years for complete manufacturer readiness and 36 months for execution from the date of allocation. Route alignment analysis, including possible overlaps with wildlife/protected areas, will be undertaken using the PM Gati Shakti portal. Load flow studies indicate that power flow, bus voltages, and bus angles remain within permissible limits under both normal and contingency scenarios.

2.16.4 **CMD, GRID-INDIA** suggested that the proposed scheme of 1100 kV could be examined for other scenarios in addition to the two scenarios that were presented by CTUIL.

2.16.5 After detailed deliberations, it was agreed by all the members that CTUIL may share the proposal for the 1100 kV Ultra High-Capacity Transmission Corridor interconnecting the WR, ER, and SR grids with GRID-India for their feedback. Upon receipt of feedback from GRID-India, CTUIL may circulate the revised proposal to all RPCs for their comments, following which the agenda will be placed before the NCT for approval. Additionally, the CEA Manual on Transmission Planning Criteria (2023) shall be updated to incorporate provisions for 1100 kV systems by Power System Wing, CEA. The study for this corridor shall also consider a broader set of scenarios to ensure a comprehensive system analysis.

2.16.6 Decision of the NPC:

i. **CTUIL shall share the proposal of 1100 kV Ultra High-Capacity Transmission Corridor for interconnection of WR, ER and SR grids with GRID-India for their feedback.**

(Action: CTU and GRID India)

ii. **CTU shall share the revised proposal after receipt of the feedback from GRID-INDIA, with all RPCs for their views. Accordingly, an agenda will be placed before the NCT meeting for approval.**

(Action: CTU and All RPCs)

iii. **The CEA Manual on Transmission Planning Criteria, 2023, need to be updated to include provisions for 1100 kV systems.**

(Action: Power System Wing, CEA)

iv. **The Study shall be conducted by considering a broader set of scenarios to ensure comprehensive analysis.**

(Action: CTUIL and All RPCs)

2.17 Installation of OPGW on the existing lines of ISTS and STU (Agenda of CTUIL):

2.17.1 **Representative of CTUIL** briefed the agenda to the Committee and informed that the CEA's communications dated 22.05.2024 and 22.11.2024 mandates all

transmission lines of 110 kV and above to be provided with Optical Ground Wire (OPGW) along with necessary terminal equipment for speech transmission, line protection, and data channels, with upcoming lines specifically to be equipped with 48-fiber OPGW. However, during the planning of new transmission schemes, several existing lines are often having LILO systems at upcoming ISTS/STU substations. In the absence of OPGW on such existing lines, meeting data and voice communication requirements for the new substations becomes a challenge. Moreover, installation of OPGW under live-line conditions is time-consuming and operationally complex compared to its implementation on new lines. He mentioned that a proactive approach is needed to address this issue and enhance the reliability and redundancy of the ISTS communication network which is critical for secure and stable grid operations.

2.17.2 He further informed that in line with the suggestions in the NCT meeting, CTUIL has identified ISTS lines lacking OPGW across various TBCB, RTM, and JV projects, and has compiled the details in **Tables I, II**, and **III** for preparation of a comprehensive augmentation scheme.

Table –I: POWERGRID Transmission lines under RTM without OPGW

S. No.	Region	Line Length (Kms)
1	NR	4091
2	WR	5200
3	SR	644
4	ER	2754
5	NER	146
	Grand Total:	**12835**

Table-II: TATA Powerlink (Joint Venture of POWERGRID & TATA Power) Transmission lines without OPGW

S. No.	Region	Line Length (Kms)
1	ER	309
2	NR	742
	Grand Total:	**1051**

Table- III: TBCB Transmission Lines (Private) without OPGW

S. No.	TSP Name	Region	Line Length (Kms)
1	Indigrid	ER	162
		WR	615
2	Adani	WR	1892
		Total:	**2669**

2.17.3 The NPC agreed that the proposal of Installation of OPGW on the existing lines of ISTS and STU may be put in next NCT meeting for deliberation.

2.17.4 Decision of the NPC:

i. The proposal for installation of OPGW on the existing lines of ISTS may be put in upcoming RPCs/NCT meeting for deliberation. STU may also put up the scheme for OPGW on existing lines in respective RPCs.

(Action: CTUIL/ All RPCs)

2.18 Sustained High Frequency in Indian power system during solar hours (Agenda of Grid India) :

2.18.1 **Representative of Grid-India** highlighted the issue of high frequency on several days in May 2025 and requested implementation of provisions of CEA Flexible Operation Regulations.

2.18.2 **Chairperson, CEA/NPC,** acknowledged the issue and highlighted the importance of implementation of Hydro-based Pumped Storage Projects (PSPs) and the incentives being extended to such projects under various policy frameworks. It was further advised that the matter may be taken up with RE-rich states for a detailed study and examination of the issue.

2.18.3 Decision of the NPC:

i. Grid-India may carry out an assessment of RE capacity addition in the coming years to understand its potential impact on grid frequency. The must run plants contributing to high frequency during solar hours may also be studied and reviewed.

(Action: Grid-India)

2.19 Frequent outages of HVDC Champa-Kurukshetra and its impact on Indian power system (Agenda of Grid India):

2.19.1 **Representative of Grid-India** shared the issue of repeated tripping in HVDC Champa – Kurukshetra line as well as stability related concerns raised by generating units in WR/ER.

2.19.2 **Chairperson, CEA/NPC,** proposed for constitution of a Committee under Member (PS), CEA, examining the issue as well as for suitable SPS design. He further advised CTUIL to plan dynamic reactive compensation devices near load centres.

2.19.3 The NPC agreed that a Committee may be constituted under the chairmanship of the Member (Power Systems), CEA, comprising representatives from NRPC, WRPC, ERPC, PGCIL, NLDC, NRLDC, ERLDC, WRLDC, PSETD Division, CEA and NPC Secretariat, to study the issue in detail and recommend appropriate mitigation measures.

Minutes for 8th Meeting for Planning of Communication system for Inter-State Transmission system (ISTS) of North Eastern Region held in virtual mode (MS-Teams) on 28th July 2025.

The Meeting started with opening remarks from Sr. DGM (CTU) and brief introduction of participants. He welcomed all the participants to the 8th communication planning meeting of North Eastern region. He further added that CTUIL is carrying out ISTS communication system planning as per various CEA guidelines and CERC 2017 regulations.

List of participants is attached at **Annexure VI.**

A: New Agenda items

1. Installation of OPGW on the existing lines of ISTS and STU (CTUIL)

1.1 CEA has intimated vide letter dtd.22.05.2024 (attached at **Annexure-I**) that all the transmission lines of 110kV and above shall have Optical Ground Wire (OPGW) along with necessary terminal equipment for speech transmission, line protection, and data channels. Further primary path for tele-protection shall be on point-to-point Optical Ground Wire and alternative path shall be either on Power Line Carrier Communication or predefined physically diversified Optical Ground Wire paths. Subsequently CEA vide their letter dtd. 22.11.24 (attached at **Annexure-II**) communicated that all the upcoming lines shall be provided with 48 Fiber OPGW to cater for broadband and internet requirements in the rural areas and hinterlands to provide reliable Telecom connectivity.

1.2 In the present scenario of increased RE penetration, frequent system expansion and strengthening, many of the existing lines are proposed for LILO frequently during transmission planning. However, it has been observed many times during planning/execution of these LILO systems that main line is not having OPGW, which leads to issues such as compromising on the alternate path/ redundancy/ protection. Further installation of OPGW on the existing lines being LILOed leads to time mismatch. Moreover, these OPGW laying schemes take even more time than execution of planned TBCB/RTM schemes as Live Line installation of OPGW require PTW from respective RLDCs and also involve ROW for OPGW laying.

As per para 1.2 above:

(b) POWERGRID Transmission lines under RTM without OPGW: Tentative figure is given Below:

S.No	Region	Total Transmission Length (Kms)
1	NR	4091
2	WR	5200

3	SR	644
4	ER	2754
5	NER	127
	Grand Total	12816

(b) TATA Powerlink (Joint Venture of POWERGRID & TATA Power) Transmission lines without OPGW:

S.No	Region	Total Transmission Length (kms)
1	ER	309
2	NR	742
	Total	1051

(c) Private TBCB Transmission Lines without OPGW:

S.No	TSP Name	Region	Total Transmission Length (kms)
1	Indigrid	ER	162
		WR	615
2	Adani	WR	1892
		Total	2669

Grand Total for the Transmission Lines without OPGW – 16,555 Kms (Pan-India).

In NER Region, 400kV Silchar-P K Bari-1 line having length 127km of doesn't have OPGW.

It is requested that all TSPs i.e. POWERGRID, Adani, Indigrid, Sterlite/Resonia, TATA Power, Aparaava, etc. and RLDC may also check and intimate if any lines without OPGW is not mentioned here so that same may be included. Further, detail of required FOTE may also be checked and confirmed by respective TSPs.

1.3 State lines without OPGW

a) Many STU lines also got LILOed on the ISTS substations, for which OPGW installation in the main line is to be taken care by respective State Utilities. STUs are also requested to identify and list out such lines for planning OPGW installation.

b) As a proactive approach, all the Central and State Sector utilities prioritize the implementation of the 48F-OPGW laying across the transmission network to ensure compliance with regulatory requirements and directive as mentioned above.

c) Accordingly, it's proposed that:

1. For ISTS lines CTU has prepared the schemes of implementation of OPGW on existing transmission lines of voltage 132kV and above, on which OPGW is not available, along with estimated cost which could be taken up as follows:
    a. For TBCB projects, the scheme would be implemented by respective TSP under Change in Law / RTM
    b. For RTM projects, the scheme would be implemented by respective TSP under RTM
2. The tentative cost of OPGW laying scheme is Rs. 909.48 Crores for PAN India basis. For NER, the tentative cost of scheme is Rs 7 Crores. Detail of scheme is enclosed as **Annexure-III**.
3. For intra state projects, it is suggested that STUs shall formulate the scheme of implementation of OPGW on existing system for their respective states.

Deliberation:

CTU explained the agenda to the forum and further stated that CEA advised CTUIL to prepare a comprehensive scheme for installation of OPGW on all those transmission lines of 110kV and above which don't have OPGW on pan-India basis. Further, NPC suggested that the agenda may be deliberated in the respective RPC meetings.

In NER region following ISTS lines doesn't have OPGW

1. **400kV P K Bari-Silchar line**
2. **400kV Bongaigaon-Alipurduar-Binaguri**

POWERGRID confirmed that the 400kV P K Bari-Silchar line doesn't have OPGW.
INDIGRID confirmed that 400kV Binaguri(PG)-Bongaigaon(PG) doesn't have OPGW. However, this line is LILOed at Alipurduar S/s (PG) and OPGW exists in the LILO part at Alipurduar. Further, Alipurduar –Bongaigaon line is planned to be bypassed at Bongaigaon S/s under NERES-XXV Part-A

and to be integrated with upcoming Bornagar-Bongaigaon line (upto Bypass point) with 24F OPGW, to form Bornagar- Alipurduar line.

NERLDC submitted that 220kV Misa-Killing line also doesn't have OPGW. POWERGRID stated that according to CERC order 73-TT-2024 the above said line doesn't come under ISTS.
Meghalaya stated that they have considered the laying OPGW on 220kV Misa-Killing in reliable communication scheme.

In view of above, CTU proposed for the installation of OPGW on the above mentioned ISTS lines (Line-1 & Line-2). Forum agreed for the same.

Accordingly, the agenda shall be put up in upcoming NERPC/NE TeST meeting for review and further approval from NCT.

2. Furnishing of inputs for maintaining database of fiber uses as per Fiber sharing guidelines (CTUIL)

CEA has issued "Comprehensive guidelines for the usage and sharing of fiber cores of Optical Ground Wire (OPGW)/ Under Ground Fiber Optic (UGFO) Cable for power system applications" 2025. As per clause no. 7 of said guidelines, CTU for ISTS/ STUs for InSTS shall maintain a comprehensive database of fibers of OPGW installed on transmission lines. Accordingly, it is suggested that all the entities shall provide the fiber sharing information as per the format attached at **Annexure-IV** . Only Resonia has provided the data, all other TSPs are requested to expedite.

Further, the Database for transmission lines with and without OPGW was also sought as per the enclosed database. Indigrid, Sterlite, TATA Power, Adani, POWERGRID has provided the data. However, data provided by POWERGRID consists of transmission lines that do not have OPGW. It is requested to provide the data in the required format attached as **Annexure-V**.

Deliberation:

CTU stated that CEA has issued "Comprehensive guidelines for the usage and sharing of fiber cores of Optical Ground Wire (OPGW)/ Under Ground Fiber Optic (UGFO) Cable for power system applications". CTU and STU was suggested to maintain a database of fibers of OPGW installed on transmission lines. Accordingly, a fibre sharing format was formulated and circulated with all the constituents. CTU explained the fibre sharing format and OPGW format to the forum in detail.

POWERGRID suggested for single format for the OPGW & Fibre sharing. CTU clarified that this is the requirement as per recently issued "Comprehensive guidelines for the usage and sharing of fiber cores of Optical Ground Wire (OPGW)/ Under Ground Fiber Optic (UGFO) Cable for power system applications".

POWERGRID stated they will provide the data within a one months' time. Indigrid confirmed that they will provide the requisite data in a week time.

CTU requested all the constituents to provide the fibre sharing details as per the format at the earliest. Forum agreed for the same.

quantum is Ex-PP data instead of data from generator terminal, it resulted in mismatch of calculation in SRAS energy as well as SRAS Incentive.
He acknowledged the concerns raised by NTPC / NHPC and clarified that the SRAS accounts had been prepared strictly as per the procedure issued by NLDC.

Further, it was explained that the data received from NLDC/NERLDC regarding SRAS energy quantum was at the ex-PP level rather than at the generator terminal level, which resulted in a mismatch in the calculation of SRAS energy as well as SRAS incentives and consequently lower disbursements.

As the revision of SRAS Accounts for complete 132 weeks needs to be done, NERPC proposed alternate methodology to calculate the adjustment amount directly for SRAS Incentive. The methodology and detailed computations were explained to the members (The same is enclosed at **Annexure–4.1.1).**

After detailed deliberation, Forum agreed for alternate methodology for Settlement of Differential energy / amount for SRAS Accounts and NERPC Secretariat will issue the adjustment statement for SRAS accounts for the subjected period at the earliest.

***5.* Inclusion of HPX in various NERPC forum as non-member Participants- Agenda by NERPC**

Hindustan Power Exchange Ltd. (HPX) is one of the prominent entities in the Indian power market. It commenced operations in July 2022 after obtaining the requisite approval of the Central Electricity Regulatory Commission (CERC).
Subsequently, HPX, vide its letter No. HPX/CEA dated 13th August 2025 (attached at **Annexure–5.1.1**), has requested the Chairperson, Central Electricity Authority (CEA), to allow HPX to participate in the Regional Power Committee (RPC) deliberations as a non-member participant. Considering that inputs from the power market can provide valuable insights and prove beneficial to all constituents of NERPC,
Accordingly, it is proposed that Hindustan Power Exchange Ltd. may be included as a non-member participant in various NERPC forums.

Deliberation of the Sub-committee:

Director, NERPC briefed the forum regarding HPX's request to participate in various NERPC forums as a non-member participant.

After detailed deliberations, the forum agreed in principle for inclusion of HPX in NERPC forums as a non-member participant.

Further, the matter was referred to the forthcoming **TCC/NERPC meeting** for further consideration and approval.

***6.* Nomination for the Members in CC forum - Agenda by NERPC**

As per NERPC CBR-2024, Chapter-IV, Rule-24, Clause-C, a Commercial Sub-Committee has been constituted. In accordance with the provisions of the said rule, each constituent organization of NERPC is required to nominate one representative dealing with commercial matters to the forum. The nominated member shall be of the rank of Chief Engineer or equivalent.

Accordingly, all constituent members of this forum are requested to nominate a suitable delegate for the Commercial Sub-Committee.

Deliberation of the Sub-committee:

Director, NERPC emphasized the importance of proper nominations for the Commercial sub-Committee (CC) forum to ensure effective coordination, decision-making, and communication.

The representative of Tripura informed the forum that there are only a few officers at the Chief Engineer level in their organization, making such nominations challenging. A similar concern was shared by the representative of Meghalaya. The representative of APDCL suggested that while the nomination may be made at the Chief Engineer level, the physical meetings could be attended by an officer delegated by the nominated CC forum member.

Annexure-5.1.1

Ref. No. HPX/CEA/ 13th August 2024

To,

The Chairperson,
Central Electricity Authority
Sewa Bhawan, R. K. Puram,
Sector – 1, New Delhi-110066

Sub: Request for invitation to power exchanges as special invitees in the Regional Power Committees (RPCs)

Dear Sir,

Hindustan Power Exchange Ltd. (HPX) is the new age power exchange in India. It started its operations in July 2022 after obtaining all requisite approvals from the Central Electricity Regulatory Commission (CERC) and is successfully contributing in shaping the Indian power market. We are highly grateful to CEA, CERC and other Govt. agencies for providing guidance to the exchanges towards shaping for a better power market.

Regional Power Committees (RPCs) were constituted by the Government of India under the Electricity Act, 2003 and subsequent Ministry of Power resolutions to facilitate the integrated operation of the power system in each region and membership is composed of State utilities, Central Generating Companies, the Central Transmission Utility (CTU), RLDC/NLDC representation, CEA representation and other regional stakeholders; RPCs also invite non-member entities (including generators, RE stakeholders and others) as special invitees to relevant sub-committee or working-group meetings on a need basis. Power traders also represent various RPCs on rotation basis.

As you are kindly aware, power exchanges are increasingly central to price discovery, dispatch and short-term commercial settlements. The Central Electricity Regulatory Commission (CERC) has recently directed phased implementation of market coupling (beginning with the Day-Ahead Market), which will aggregate bids across exchanges and materially increase volumes and the role of exchanges in the Indian market. Given this shift, exchanges' can provide significant operational and market inputs for RPC decision-making around scheduling, congestion, outages and commercial settlement.

Given the RPC's statutory mandate to facilitate integrated and efficient regional operation, the RPC's existing practice of inviting stakeholders on a need basis, and the structural change that market coupling and higher exchange volumes will bring to regional trading and dispatch, it is requested that power exchange may also kindly be made **Non-member participant/special invitees** to the different RPCs. We are confident that our market inputs will materially assist RPCs deliberations.

We look forward to the continued guidance and support by the CEA.

Thanking you.

Yours faithfully,

(Harish Saran)
Managing Director

GAPP & ASSOCIATES
Chartered Accountants

Head Office Address :
1st Floor, Above M/S Jain Electricals,
Fire Brigade, Shillong – 793003.
Phone : 7005150251 / 97744-86431
: 0364 - 3560399
E-mail: cagauravjain.shg@gmail.com

Annexure-4.9a

AUDITORS' REPORT

To
North Eastern Regional Power Committee (NERPC)
NERPC Complex, Dong Parmaw,
Lapalang, Shillong-793006
Meghalaya

We have audited the accompanying Balance Sheet of **North Eastern Regional Power Committee (NERPC) Board Fund: NERPC Complex :: Dong Parmaw Lapalang :: Shillong-793006 :: Meghalaya as on 31st March 2025** and the Income and Expenditure Account and Receipts and Payments Account for the year ended as on the above date. Our responsibility is to express an opinion on these financial statements based on our audit.

We conducted our audit in accordance with Standards on Auditing issued by Institute of Chartered Accountants of India. Those Standards require that we plan and perform the audit to obtain reasonable assurance about whether the financial statements are free of material misstatement. An audit includes examining, on a test basis, evidence supporting the amounts and disclosures in the financial statements. An audit also includes assessing the accounting principles used and significant estimates made by management, as well as evaluating the overall financial statement presentation. We believe that our audit provides a reasonable basis for our opinion.

We report as follows:

(a) We have obtained all the information and explanations which to the best of our knowledge and belief were necessary for the purpose of our audit.

(b) The Balance Sheet referred to in this report is in agreement with the books of accounts subject to the following observations:

(i) Section 51 of the CGST Act 2017 provides for deduction of tax by the Government Agencies (Deductor) or any other person to be notified in this regard, from the payment made or credited to the supplier (Deductee) of taxable goods or services or both, where the total value of such supply under a contract, exceeds Rs.2,50,000/-(Rupees Two Lakh and Fifty Thousand). However, the organization has

GAPP & ASSOCIATES SHILLONG CHARTERED ACCOUNTANTS

GAPP & ASSOCIATES
Chartered Accountants

Head Office Address :
1st Floor, Above M/S Jain Electricals,
Fire Brigade, Shillong – 793003.
Phone : 7005150251 / 97744-86431
: 0364 - 3560399
E-mail: cagauravjain.shg@gmail.com

failed to deduct GST(TDS) on vendor payments exceeding Rs.2,50,000/-. The failure on the part of the organization to deduct TDS under section 51 of the CGST Act, 2017 will attract penal action under section 51(4), 51(6) and 122(1) of the CGST Act,2017.

(ii) The organisation did not uniformly comply with the statutory requirements of TDS under the Income Tax Act, 1961 as they failed to deduct tax from vendor payments which were liable for TDS deduction which is neither a statutory mandate nor any Exemption Certificate u/s 197 was forthcoming.

(c) In our opinion, and to the best of our information and according to the explanations given to us, the said accounts, give a true and fair view in conformity with the accounting principles generally accepted in India.

(i) In the case of the Balance Sheet of the state of affairs of the organisation as on **31st March 2025.**

(ii) In the case of the Income and Expenditure Account of the Excess of Income over Expenditure for the year ended on that date.

(iii) In the case of the Receipts and Payments Account of the receipts and payments during the year ended on that date.

UDIN : 25301907BMHWRN4153
For GAPP & Associates
Chartered Accountants
FRN: 327572E

GAPP & ASSOCIATES ★ SHILLONG ★ CHARTERED ACCOUNTANTS

GAURAV KUMAR JAIN
Partner
Membership No. 301907

Dated, Shillong
The 14th July, 2025

NERPC BOARD FUND
NERPC COMPLEX :: DONG PARMAW :: LAPALANG :: SHILLONG - 793006
RECEIPTS & PAYMENTS ACCOUNT FOR THE PERIOD FROM 01.04.2024 to 31.03.2025

RECEIPT	AMOUNT	PAYMENTS	AMOUNT
Opening Balance:		***Expenses:***	
Cash at Bank with Axis Bank (A/c No : 915010025976605)	1,03,35,749	Security Expenses	9,84,743
		Telephone & Internet Expenses	66,198
Receipts:		Printing & Stationery	1,18,159
Contribution from Members	71,05,000	Honorarium Expenses	20,000
		Refreshment Expenses	8,18,498
		Lease Line Expenses	2,57,240
		Cleaning Drive Expenses	10,000
		Gifts & Memento	850
		Office Expenses	1,32,500
		NERPC Secretariat Establishment Fund	15,04,000
		Imprest Expenses:	
		Fooding Expenses	15,370
		Printing & Stationery	8,050
		Repairs & Maintenance	900
		Miscellaneous Expenses	4,550
		Event Expenses:	
		PCC & OCC Meeting	4,65,382
		NETeST Meeting	2,09,607
		NER-2032 Report Meeting	78,800
		CCM Meeting	14,100
		Closing Balance:	
		Cash at Bank with Axis Bank (A/c No : 915010025976605)	1,27,31,802
TOTAL RUPEES	**1,74,40,749**	**TOTAL RUPEES**	**1,74,40,749**

In terms of our report of even date

UDIN: 25301907BMHWRN4153
FOR GAPP & ASSOCIATES
Chartered Accountants
FRN: 327572E

GAPP & ASSOCIATES SHILLONG CHARTERED ACCOUNTANTS

GAURAV KUMAR JAIN
(Partner)
Membership No. 301907

Date: 14.07.2025
Place: Shillong

NERPC BOARD FUND

NERPC COMPLEX :: DONG PARMAW :: LAPALANG :: SHILLONG - 793006

BALANCE SHEET AS AT 31ST MARCH, 2025

LIABILITIES	AMOUNT	ASSETS	AMOUNT
CAPITAL ACCOUNT		**CURRENT ASSETS**	
Opening Balance	1,03,35,749	Cash in Hand	
Add : Surplus for the year	23,96,053	Cash at Bank with Axis Bank	1,27,31,802
Closing Balance	1,27,31,802	(A/c No : 915010025976605)	
TOTAL RUPEES	**1,27,31,802**	**TOTAL RUPEES**	**1,27,31,802**

In terms of our report of even date

UDIN: 25301907BMHWRN4153
FOR GAPP & ASSOCIATES
Chartered Accountants
FRN: 327572E

GAPP & ASSOCIATES ★ SHILLONG ★ CHARTERED ACCOUNTANTS

GAURAV KUMAR JAIN
(Partner)
Membership No. 301907

Date: 14.07.2025
Place: Shillong

GAPP & ASSOCIATES
Chartered Accountants

Head Office Address :
1st Floor, Above M/S Jain Electricals,
Fire Brigade, Shillong – 793003.
Phone : 7005150251 / 97744-86431
: 0364 - 3560399
E-mail: cagauravjain.shg@gmail.com

NERPC BOARD FUND
NERPC COMPLEX :: DONG PARMAW :: LAPALANG :: SHILLONG-793006
RECEIPTS & PAYMENTS ACCOUNT FOR THE PERIOD FROM 01.04.2024 to 30.06.2024

RECEIPT	AMOUNT	PAYMENTS	AMOUNT
Opening Balance:		***Expenses:***	
Cash at Bank with Axis Bank	1,03,35,749	Security Expenses	2,49,649
(A/c No : 915010025976605)		Telephone & Internet Expenses	27,966
		Printing & Stationery	1,02,200
Receipts:	-	Honorarium Expenses	5,000
Contribution from Members	28,70,000	Lease Line Expenses	2,57,240
		Cleaning Drive Expenses	10,000
		Event Expenses:	
		68th PCC Meeting	83,846
		67th PCC & 214th OCC Meeting	65,700
		28th NETeST Meeting	31,450
		66th PCC & 213th OCC Meeting	81,900
		Closing Balance:	
		Cash at Bank with Axis Bank	1,22,90,798
		(A/c No : 915010025976605)	
TOTAL RUPEES	**1,32,05,749**	***TOTAL RUPEES***	**1,32,05,749**

AUDITORS REPORT

We have audited the above Receipt & Payment Account for the period 01.04.2024 to 30.06.2024 of NERPC Board Fund :: NERPC Complex :: Dong Parmaw :: Lapalang :: Shillong - 793006 with the books and documents as produced before us and have found the same in agreement thereto.

UDIN : 25301907BMHWJL1800

FOR GAPP & ASSOCIATES
Chartered Accountants
FRN: 327572E

GAPP & ASSOCIATES ★ SHILLONG ★ CHARTERED ACCOUNTANTS

GAURAV KUMAR JAIN
(Partner)
Membership No. 301907

Date: 14.02.2025
Place: Shillong

GAPP & ASSOCIATES
Chartered Accountants

Head Office Address :
1st Floor, Above M/S Jain Electricals,
Fire Brigade, Shillong – 793003.
Phone : 7005150251 / 97744-86431
: 0364 - 3560399
E-mail: cagauravjain.shg@gmail.com

NERPC BOARD FUND
NERPC COMPLEX :: DONG PARMAW :: LAPALANG :: SHILLONG-793006
RECEIPTS & PAYMENTS ACCOUNT FOR THE PERIOD FROM 01.07.2024 to 30.09.2024

RECEIPT	AMOUNT	PAYMENTS	AMOUNT
Opening Balance:		***Expenses:***	
Cash at Bank with Axis Bank (A/c No : 915010025976605)	1,22,90,798	Security Expenses	2,49,359
		Telephone & Internet Expenses	17,582
		Honorarium Expenses	15,000
Receipts:		Refreshment Expenses	83,840
Contribution from Members	14,00,000	Office Expenses	10,000
FDR Reinvest	1,00,000	Gifts & Memento	850
		NERPC Secretariat Establishment Fund	15,04,000
		Event Expenses:	
		69th PCC Meeting	94,870
		NER-2032 report meeting	78,800
		29th NETeST Meeting	1,60,657
		70th PCC Meeting	1,06,266
		Closing Balance:	
		Cash at Bank with Axis Bank (A/c No : 915010025976605)	1,14,69,574
TOTAL RUPEES	**1,37,90,798**	***TOTAL RUPEES***	**1,37,90,798**

AUDITORS REPORT

We have audited the above Receipt & Payment Account for the period 01.07.2024 to 30.09.2024 of NERPC Board Fund :: NERPC Complex :: Dong Parmaw :: Lapalang :: Shillong - 793006 with the books and documents as produced before us and have found the same in agreement thereto.

UDIN : 25301907BMHWJM5518

FOR GAPP & ASSOCIATES
Chartered Accountants
FRN: 327572E

GAPP & ASSOCIATES SHILLONG CHARTERED ACCOUNTANTS

GAURAV KUMAR JAIN
(Partner)
Membership No. 301907

Date: 14.02.2025
Place: Shillong

GAPP & ASSOCIATES
Chartered Accountants

Head Office Address :
1st Floor, Above M/S Jain Electricals,
Fire Brigade, Shillong – 793003.
Phone : 7005150251 / 97744-86431
: 0364 - 3560399
E-mail: cagauravjain.shg@gmail.com

NERPC BOARD FUND

NERPC COMPLEX :: DONG PARMAW :: LAPALANG :: SHILLONG-793006

RECEIPTS & PAYMENTS ACCOUNT FOR THE PERIOD FROM 01.10.2024 to 31.12.2024

RECEIPT	AMOUNT	PAYMENTS	AMOUNT
Opening Balance:		***Expenses:***	
Cash at Bank with Axis Bank	1,14,69,574	Security Expenses	2,37,892
(A/c No : 915010025976605)		Telephone & Internet Expenses	8,260
		Office Expenses	1,22,500
Receipts:		Refreshment Expenses	2,89,930
Contribution from Members	16,00,000	Printing & Stationery	15,959
		Imprest Expenses:	
		Fooding Expenses	4,570
		Printing & Stationery	3,650
		Miscellaneous Expenses	1,750
		Event Expenses:	
		53rd CCM meeting	14,100
		73rd PCC meeting	11,250
		Closing Balance:	
		Cash at Bank with Axis Bank	1,23,59,713
		(A/c No : 915010025976605)	
TOTAL RUPEES	**1,30,69,574**	***TOTAL RUPEES***	**1,30,69,574**

AUDITORS REPORT

We have audited the above Receipt & Payment Account for the period 01.10.2024 to 31.12.2024 of NERPC Board Fund :: NERPC Complex :: Dong Parmaw :: Lapalang :: Shillong - 793006 with the books and documents as produced before us and have found the same in agreement thereto.

UDIN: 25301907BMHWRL2665

FOR GAPP & ASSOCIATES
Chartered Accountants
FRN: 327572E

GAPP & ASSOCIATES SHILLONG CHARTERED ACCOUNTANTS

GAURAV KUMAR JAIN
(Partner)
Membership No. 30190

Date: 14.07.2025
Place: Shillong

GAPP & ASSOCIATES
Chartered Accountants

Head Office Address :
1st Floor, Above M/S Jain Electricals,
Fire Brigade, Shillong – 793003.
Phone : 7005150251 / 97744-86431
: 0364 - 3560399
E-mail: cagauravjain.shg@gmail.com

NERPC BOARD FUND
NERPC COMPLEX :: DONG PARMAW :: LAPALANG :: SHILLONG-793006
RECEIPTS & PAYMENTS ACCOUNT FOR THE PERIOD FROM 01.01.2025 to 31.03.2025

RECEIPT	AMOUNT	PAYMENTS	AMOUNT
Opening Balance:		***Expenses:***	
Cash at Bank with Axis Bank (A/c No : 915010025976605)	1,23,59,713	Security Expenses	2,47,843
		Telephone & Internet Expenses	12,390
		Refreshment Expenses	4,44,728
Receipts:			
Contribution from Members	11,35,000	***Imprest Expenses:***	
		Fooding Expenses	10,800
		Printing & Stationery	4,400
		Repairs & Maintenance	900
		Miscellaneous Expenses	2,800
		Event Expenses:	
		30th NETeST meeting	17,500
		76th PCC meeting	21,550
		Closing Balance:	
		Cash at Bank with Axis Bank (A/c No : 915010025976605)	1,27,31,802
TOTAL RUPEES	**1,34,94,713**	***TOTAL RUPEES***	**1,34,94,713**

AUDITORS REPORT

We have audited the above Receipt & Payment Account for the period 01.01.2025 to 31.03.2025 of NERPC Board Fund :: NERPC Complex :: Dong Parmaw :: Lapalang :: Shillong - 793006 with the books and documents as produced before us and have found the same in agreement thereto.

UDIN : 25301907BMHWRM4568

FOR GAPP & ASSOCIATES
Chartered Accountants
FRN: 327572E

GAPP & ASSOCIATES ★ SHILLONG ★ CHARTERED ACCOUNTANTS

GAURAV KUMAR JAI
(Partner
Membership No. 30190

Date: 14.07.2025
Place: Shillong

GAPP & ASSOCIATES
Chartered Accountants

Head Office Address :
1st Floor, Above M/S Jain Electricals,
Fire Brigade, Shillong – 793003.
Phone : 7005150251 / 97744-86431
: 0364 - 3560399
E-mail: cagauravjain.shg@gmail.com

AUDITORS' REPORT

To
North Eastern Regional Power Committee (NERPC)
NERPC Complex, Dong Parmaw,
Lapalang, Shillong-793006
Meghalaya

We have audited the accompanying Balance Sheet of **North Eastern Regional Power Committee (NERPC) Secretariat Establishment Fund: NERPC Complex :: Dong Parmaw Lapalang :: Shillong-793006 :: Meghalaya as on 31st March 2025** and the Income and Expenditure Account and Receipts and Payments Account for the year ended as on the above date. Our responsibility is to express an opinion on these financial statements based on our audit.

We conducted our audit in accordance with Standards on Auditing issued by Institute of Chartered Accountants of India. Those Standards require that we plan and perform the audit to obtain reasonable assurance about whether the financial statements are free of material misstatement. An audit includes examining, on a test basis, evidence supporting the amounts and disclosures in the financial statements. An audit also includes assessing the accounting principles used and significant estimates made by management, as well as evaluating the overall financial statement presentation. We believe that our audit provides a reasonable basis for our opinion.

We report as follows:

(a) We have obtained all the information and explanations which to the best of our knowledge and belief were necessary for the purpose of our audit.

(b) The Balance Sheet referred to in this report is in agreement with the books of accounts subject to the following observations:

(i) Section 51 of the CGST Act 2017 provides for deduction of tax by the Government Agencies (Deductor) or any other person to be notified in this regard, from the payment made or credited to the supplier (Deductee) of taxable goods or services or both, where the total value of such supply under a contract, exceeds Rs.2,50,000/-(Rupees Two Lakh and Fifty Thousand). However, the organization has failed to deduct GST(TDS) on vendor payments exceeding Rs.2,50,000/-. The failure on the part of the organization to deduct

G A P P & ASSOCIATES
Chartered Accountants

Head Office Address :
1st Floor, Above M/S Jain Electricals,
Fire Brigade, Shillong – 793003.
Phone : 7005150251 / 97744-86431
: 0364 - 3560399
E-mail: cagauravjain.shg@gmail.com

TDS under section 51 of the CGST Act, 2017 will attract penal action under section 51(4), 51(6) and 122(1) of the CGST Act,2017.

(ii) The organisation did not uniformly comply with the statutory requirements of TDS under the Income Tax Act, 1961 as they failed to deduct tax from vendor payments which were liable for TDS deduction which is neither a statutory mandate nor any Exemption Certificate u/s 197 was forthcoming.

(iii) The organisation has not maintained fixed assets register and also physical verification of fixed assets has not been carried out. Proper records showing full particulars, including Quantitative details, Asset ID and situation of its fixed assets should be maintained and they should also have a regular programme of physical verification of its fixed assets.

(c) In our opinion, and to the best of our information and according to the explanations given to us, the said accounts, give a true and fair view in conformity with the accounting principles generally accepted in India.

(i) In the case of the Balance Sheet of the state of affairs of the organisation as on **31st March 2025.**

(ii) In the case of the Income and Expenditure Account of the Excess of Income over Expenditure for the year ended on that date.

(iii) In the case of the Receipts and Payments Account of the receipts and payments during the year ended on that date.

UDIN : 25301907BMHWMG4958
For GAPP & Associates
Chartered Accountants
FRN: 327572E

GAPP & ASSOCIATES ★ SHILLONG ★ CHARTERED ACCOUNTANTS

(CA. GAURAV JAIN)
Partner
Membership No. 301907

Dated, Shillong
11th April, 2025

G A P P & ASSOCIATES
Chartered Accountants

Head Office Address :
1st Floor, Above M/S Jain Electricals,
Fire Brigade, Shillong – 793003.
Phone : 7005150251 / 97744-86431
: 0364 - 3560399
E-mail: cagauravjain.shg@gmail.com

NERPC SECRETERIAT ESTABLISHMENT FUND
NERPC COMPLEX :: DONG PARMAW :: LAPALANG :: SHILLONG-793006
Balance Sheet as at 31st Mar 2025

LIABILITIES	AMOUNT	ASSETS	AMOUNT
CAPITAL		**CURRENT ASSETS**	
Opening Balance	1,36,24,018	Cash at Bank with SBI A/C No:00000042203027645	1,67,95,805
Add: Excess of Income over Expenditure	31,71,787		
Closing Balance	**1,67,95,805**		
TOTAL RUPEES	**1,67,95,805**	**TOTAL RUPEES**	**1,67,95,805**

In terms of our report on even date attached.

UDIN: 25301907BMHWMG4958
FOR GAPP & ASSOCIATES
Chartered Accountants
FRN: 327572E

GAPP & ASSOCIATES ★ SHILLONG ★ CHARTERED ACCOUNTANTS

GAURAV KUMAR JAIN
(Partner)
Membership No. 301907

Date: 11.04.2025
Place: Shillong

G A P P & ASSOCIATES
Chartered Accountants

Head Office Address :
1st Floor, Above M/S Jain Electricals,
Fire Brigade, Shillong – 793003.
Phone : 7005150251 / 97744-86431
: 0364 - 3560399
E-mail: cagauravjain.shg@gmail.com

NERPC SECRETERIAT ESTABLISHMENT FUND
NERPC COMPLEX :: DONG PARMAW :: LAPALANG :: SHILLONG-793006
Income & Expenditure Account for the year ended on 31st March, 2025

EXPENDITURE	AMOUNT	INCOME	AMOUNT
Funds Refunded:		Yearly Contribution from Members	2,11,84,874
PAO,CEA	-	Electricty Charges recovered from Employees	71,693
Expenses:			
Office Expenses	1,03,31,523		
Travelling and conveyances	16,78,104		
Minor work	55,66,668		
Fuel and Lubricants	2,44,086		
Printing and Publication	1,150		
Advertisement and Publicity	-		
Professional Services	1,815		
Medical Expenses	2,60,785		
Bank Charges	649		
Surplus-Excess of Income over Expenditure	31,71,787		
TOTAL	**2,12,56,567.00**	**TOTAL**	**2,12,56,567.00**

In terms of our report of even date attached.

UDIN: 25301907BMHWMG4958
FOR GAPP & ASSOCIATES
Chartered Accountants
FRN: 327572E

GAPP & ASSOCIATES ★ SHILLONG ★ CHARTERED ACCOUNTANTS

GAURAV KUMAR JAIN
(Partner)
Membership No. 301907

Date: 11.04.2025
Place: Shillong

G A P P & ASSOCIATES
Chartered Accountants

Head Office Address :
1st Floor, Above M/S Jain Electricals,
Fire Brigade, Shillong – 793003.
Phone : 7005150251 / 97744-86431
: 0364 - 3560399
E-mail: cagauravjain.shg@gmail.com

NERPC SECRETERIAT ESTABLISHMENT FUND
NERPC COMPLEX :: DONG PARMAW :: LAPALANG :: SHILLONG-793006
Receipts & Payments Account for the year ended on 31st March, 2025

RECEIPT	AMOUNT	PAYMENTS	AMOUNT
Opening Balance:		*Funds refunded:*	
Cash in Hand		PAO, CEA	-
Cash at Bank with SBI A/C No:00000042203027645	1,36,24,018		
		Expenses:	
Yearly Contribution from Members	2,11,84,874	Office Expenses	1,03,31,523
Electricty Charges recovered from Employees	71,693	Travelling and conveyances	16,78,104
		Minor work	55,66,668
		Fuel and Lubricants	2,44,086
		Printing and Publication	1,150
		Professional Services	1,815
		Medical Expenses	2,60,785
		Bank Charges	649
		Closing Balance	
		Cash at Bank with SBI A/C No:00000042203027645	1,67,95,805
TOTAL RUPEES	**3,48,80,585**	**TOTAL RUPEES**	**3,48,80,585**

In terms of our report on even date attached.

UDIN: 25301907BMHWMG4958
FOR GAPP & ASSOCIATES
Chartered Accountants
FRN: 327572E

GAPP & ASSOCIATES ★ SHILLONG ★ CHARTERED ACCOUNTANTS

GAURAV KUMAR JAIN
(Partner)
Membership No. 301907

Date: 11.04.2025
Place: Shillong

Annexure-4.9c

Internal audit of the NERPC Establishment Fund for the FY 2024-25(from 1st October -2024 to 31st March -2025). The consolidated receipt and payment account for the period from 1st October -2024 to 31st March -2025:

Payment Received	Amount (in Rs.)	Expenditure	Amount (in Rs.)
Opening Balance	1,90,14,066	Funds Refunded: PAO, CEA	-
Contribution from Members	68,15,000	Office Expenses	52,32,891
Electricity Charges Recovered from employees	71,693	Travelling and Conveyance	7,31,193
		Minor Works	28,29,603
		Fuel and Lubricants	84,994
		Professional Services	-
		Medical Expenses	2,25,624
		Printing and publication	-
		Bank Charges	649
		Closing Balance	1,67,95,805
Total	**2,59,00,759**	**Total**	**2,59,00,759**

V. Muncha
Director, NERPC

Kanchan Chauhan
Deputy Director, NERPC
कंचन चौहान, आईईएस(सीपीईएम)
Kanchan Chauhan, IES(CPES)
उप-निदेशक / Deputy-Director
भारत सरकार / Government of India
उ.पू.वि.स. / N.E.R.P.C.
शिलांग / Shillong-793006

Rajnish Kumar
Assistant Director, NERPC
रजनीश कुमार, आईईएस(सीपीईएम)
Rajnish Kumar, IES(CPES)
सहायक निदेशक-I / Assistant Director-I
भारत सरकार / Government of India
उ.पू.वि.स. / N.E.R.P.C.
शिलांग / Shillong-793006

Following are the observations from the internal audit of the NERPC Establishment Fund for the FY 2024-25(from 1st October -2024 to 31st March -2025):

- **Observation 1:**

It was noted that some contractual staff had been availing Casual Leave (CL) although the current contract does not explicitly mention provisions for such leave. This appears to be a variation from the existing contract terms and may require clarification to avoid any ambiguity in implementation.

Recommendation:

It is suggested that the office review the leave practices for contractual staff to ensure alignment with contract provisions. For future contracts, the admissible leave, if any, may be clearly defined with the approval of the competent authority to maintain consistency and clarity.

- **Observation 2:**

Fuel was procured for the DG set; however, no record of running hours was maintained. Without such records, it is difficult to verify the actual usage of fuel, which may lead to inefficiencies or inadvertent misuse.

Recommendation:

It is recommended that the office maintain a simple logbook of DG set running hours. This will help in better monitoring of fuel consumption, promote transparency, and support efficient operational planning.

V. Muncha
Director, NERPC

Kanchan Chauhan
Deputy Director, NERPC

Rajnish Kumar
Assistant Director, NERPC

कंचन चौहान, आईईएस(सीपीईएम)
Kanchan Chauhan, IES(CPES)
उप-निदेशक / Deputy-Director
भारत सरकार / Government of India
उ.पू.क्षे.वि.स. / N.E.R.P.C.
शिलांग / Shillong-793006

रजनीश कुमार, आईईएस(सीपीईएम)
Rajnish Kumar, IES(CPES)
सहायक निदेशक-I / Assistant Director
भारत सरकार / Government of India
उ.पू.क्षे.वि.स. / N.E.R.P.C.
शिलांग / Shillong-793006

Internal audit of the NERPC Establishment Fund for the FY 2023-24(from 1st July -2023 to 31st March -2024) and FY 2024-25(From 1st April -2024 to 30th September -2024). The consolidated receipt and payment account for the period from 1st July -2023 to 31st March -2024:

Payment Received	Amount (in Rs.)	Expenditure	Amount (in Rs.)
Opening Balance	-	Funds Refunded: PAO, CEA	4710712
Contribution from Members	25044266	Office Expenses	3439796
		Travelling and Conveyance	1608198
		Minor Works	1154364
		Fuel and Lubricants	223280
		Professional Services	3332
		Medical Expenses	280028
		Printing and publication	-
		Bank Charges	538
		Closing Balance	13624018
Total	**25044266**	**Total**	**25044266**

11/04/2025
Anil Kawrani
Director, NERPC

11/04/2025
Kanchan Chauhan
Deputy Director, NERPC

11/04/2025
Rajnish Kumar
Assistant Director, NERPC

Internal audit of the NERPC Establishment Fund for the FY 2023-24(from 1st July -2023 to 31st March -2024) and FY 2024-25(From 1st April -2024 to 30th September -2024). The consolidated receipt and payment account for the period from 1st April -2024 to 30th September -2024:

Payment Received	Amount (in Rs.)	Expenditure	Amount (in Rs.)
Opening Balance	13624018	Funds Refunded: PAO, CEA	-
Contribution from Members	14369874	Office Expenses	5098632
		Travelling and Conveyance	946911
		Minor Works	2737065
		Fuel and Lubricants	159092
		Professional Services	1815
		Medical Expenses	35161
		Printing and publication	1150
		Bank Charges	-
		Closing Balance	19014066
Total	**27993892**	**Total**	**27993892**

11/04/2025

Anil Kawrani
Director, NERPC

11/04/2025

Kanchan Chauhan
Deputy Director, NERPC

11/04/2025

Rajnish Kumar
Assistant Director, NERPC

Following are the observations from the internal audit of the NERPC Establishment Fund for the FY 2023-24(from 1st July -2023 to 31st March -2024) and FY 2024-25(From 1st April -2024 to 30th September -2024):

1. As per GFR Rule 208 (1)(iii) Details of the material so received should thereafter be entered in the appropriate stock register, preferably in an IT-based system.

   Further GFR-22, i.e. Register of Fixed Asset format, Particulars of the supplier (Name and address and Bill No. and date) to be mentioned. It is observed in this the name of supplier, supplier's address, bill number and bill date were not recorded. That is to be complied.

2. Instances have been noted where tour program have been approved after the tour has been concluded.

   The audit team has recommended that prior approval from the competent authority be obtained before the commencement of the tour.

3. There is a minor difference in the figures recorded in the establishment fund expenditure register compared to the bank statement, which is due to the failure to account for A/C keeping charges of the bank under any existing heads.

   The audit team suggests that provisions be made to include A/C keeping charges in the establishment fund expenditure register to ensure there are no discrepancies.

11/04/2025
Anil Kawrani
Director, NERPC

11/04/2025
Kanchan Chauhan
Deputy Director, NERPC

11/04/2025
Rajnish Kumar
Assistant Director, NERPC

AUDITOR'S REPORT

Annexure-4.9d

To

NERPC,
Dong Parmaw,
Lapalang, Shillong-793006
Meghalaya

We, have audited the Receipts and expenditure account of **NERPC Board Fund** for FY 2024-25. Our responsibility as decided in the 55th NERPC Commercial Sub-Committee Meeting and 29th TCC/NERPC meetings to Audit the Receipt & Expenditure of the NERPC Board Fund 2024-25 based on available records.

We have conducted our Audit primarily based on the Auditor's Report of M/s GAPP & Associates, CA, Shillong and other available material statements, supporting documents and disclosures in the financial statements. We believe that our Audit provides a reasonable basis for our opinion.

We report as follows:

1. We have obtained all the information and explanations which to the best of our knowledge and belief were necessary for the purpose of our Audit.
2. Budget estimate and utilization file with all related papers to be maintained for NERPC Board Fund.
3. We suggest all Receipts & Expenditure Accounts to be recorded in a Cash Book Register where all receipts and expenditures shall be maintained to ensure transparency, in financial transactions.
4. We also suggest to maintain an Excel Sheet of all the Receipts & Expenditures reflecting all inputs.
5. All original documentation e.g. vouchers, receipts, bills etc. to be maintained in the folders yearly or quarterly basis for easy reference.
6. As per the Audit:
   - Opening balance as on 01/04/2024 - Rs 1,03,35,749/-
   - Contribution from members - Rs 71,05,000/-

TOTAL – Rs 1,74,40,749/-
Expenses during the year 2024-25 - Rs 47,08,947/-
Closing Balances as on 31/03/2025 - Rs 1,27,31,802/-
(As per Axis Bank A/c No.915010025976605)

We have audited the above Receipts & Payments Account for the period 01.04.2024 to 31.03.2025 of NERPC Board Fund, NERPC Complex, Dong Parmaw, Lapalang, Shillong-793006 with the books and documents as produced before us and have found in order.

Dated: 07.10.2025
Place Shillong

7/10/25

(M.Kharkongor)
AAO, MeECL

Assistant Accounts Officer
Energy Management
MePDCL, Shillong

7/10/25

(N.J.Gogoi)
GM (Tech.), NEEPCO

महाप्रबंधक (वै.)
General Manager (El)
क.र्यालय निदेशक (वाणिज्यिक) का कार्यालय

7/10/25

(Rahul Kabra)
Officer (F&A), PGCIL

AUDITOR'S REPORT

To

NERPC,
Dong Parmaw,
Lapalang, Shillong-793006
Meghalaya

We, have audited the Receipts and expenditure account of **NERPC Establishment Fund**, NERPC Complex, Dong Parmaw, Lapalang, Shillong-793006 for the period **1st October, 2023 to 31st March, 2024** and **1st April, 2024 to 31st March, 2025** which includes Receipts & payments Accounts for the year ended as on the above date. Our responsibility is to audit on these financial statements based on available records as mandated in the 55th NERPC Commercial Sub-Committee Meeting and 29th TCC/NERPC meetings.

We have conducted our Audit primarily based on the Auditor's Report of M/s GAPP & Associates, CA, Shillong and other available material statements, supporting documents and disclosures in the financial statements. We believe that our Audit provides a reasonable basis for our opinion.

We report as follows:

1. We have obtained all the information and explanations which to the best of our knowledge and belief were necessary for the purpose of our Audit.
2. Budget estimate and utilization file with all related papers to be maintained for NERPC Establishment Fund.
3. We suggest all Receipts & Expenditure Accounts to be recorded in a Cash Book Register where all receipts and expenditures shall be maintained to ensure transparency, in financial transactions.
4. We also suggest to maintain an Excel Sheet of all the Receipts & Expenditures reflecting all inputs.
5. All original documentation e.g. vouchers, receipts, bills etc. to be maintained in the folders yearly or quarterly basis for easy reference.
6. As per the Audit during the period 01st October 2023 to 31st March 2024:
   - Opening balance as on 01st October 2023 - Rs 1,27,83,823/-
   - Contribution from members - Rs 1,20,32,000/-

   TOTAL – Rs 2,48,158,23/-

   Expenses during the period 01/10/2023 to 31/03/2024 - Rs 1,11,91,805/-
   (Including bank charge of Rs. 361/-)
   Closing Balances as on 31/03/2024 - Rs 1,36,24,018/-
   (As per SBI A/c No.42203027645)

7. As per the Audit during the FY 2024-2025:
   - Opening balance as on 01st April 2024 - Rs 1,36,24,018/-
   - Contribution from members & others - Rs 2,12,56,567/-

   TOTAL – Rs 3,48,80,585/-

   Expenses during the FY 2024-25 - Rs 1,80,84,780/-
   (Including Bank Charge of Rs. 649/-)
   Closing Balances as on 31/03/2025 - Rs 1,67,95,805/-
   (As per SBI A/c No.42203027645)

We have audited the above Receipts & Payment Account for the period 01st October 2023 to 31st March 2024 and for the period FY 2024-25 of NERPC Establishment Fund, NERPC

Complex, Dong Parmaw, Lapalang, Shillong-793006 with the books and documents as produced before us and have found in order.

Dated: 07.10.2025
Place Shillong

7/10/25

(M.Kharkongor)
AAO, MeECL
Assistant Accounts Officer
Energy Management
MePDCL, Shillong

7/10/25

(N.J.Gogoi)
GM (Tech.), NEEPCO
महाप्रबंधक (वै.)
General Manager (EI)
कार्यालय निदेशक (वाणिज्यिक) का कार्यालय
O/o The Executive Director (Comml)
नीपको लि. शिलांग
NEEPCO Ltd. Shillong

7.10.25

(Rahul Kabra)
Officer (F&A), PGCIL